



# Individual Fund Factsheet January 2018

## Life Insurance

Aditya Birla Sun Life  
Insurance Company Limited



**ADITYA BIRLA  
CAPITAL**

1800-270-7000

# LIFE INSURANCE

Aditya Birla Sun Life Insurance Company Limited



**ADITYA BIRLA  
CAPITAL**

PROTECTING INVESTING FINANCING ADVISING

| Index                            | Page No. |
|----------------------------------|----------|
| Market Outlook                   | 1        |
| Fund Management Details          | 3        |
| Investment Performance           | 4        |
| Liquid Plus                      | 6        |
| Assure Fund                      | 7        |
| Income Advantage Fund            | 8        |
| Income Advantage Guaranteed Fund | 9        |
| Protector Fund                   | 10       |
| Builder Fund                     | 11       |
| Balancer Fund                    | 12       |
| Enhancer Fund                    | 13       |
| Creator Fund                     | 14       |
| Magnifier Fund                   | 15       |
| Maximiser Fund                   | 16       |
| Maximiser Guaranteed Fund        | 17       |
| Super 20 Fund                    | 18       |
| Multiplier Fund                  | 19       |
| Pure Equity Fund                 | 20       |
| Value & Momentum Fund            | 21       |
| Capped Nifty Index Fund          | 22       |
| Asset Allocation Fund            | 23       |
| Platinum Plus I Fund             | 24       |
| Platinum Plus II Fund            | 25       |
| Platinum Plus III Fund           | 26       |
| Platinum Plus IV Fund            | 27       |
| Platinum Premier Fund            | 28       |
| Platinum Advantage Fund          | 29       |
| Foresight Single Pay Fund        | 30       |
| Foresight 5 Pay Fund             | 31       |
| Titanium I Fund                  | 32       |
| Titanium II Fund                 | 33       |
| Titanium III Fund                | 34       |
| Pension Nourish Fund             | 35       |
| Pension Growth Fund              | 36       |
| Pension Enrich Fund              | 37       |
| Annexure                         | 38       |

## Economy Review

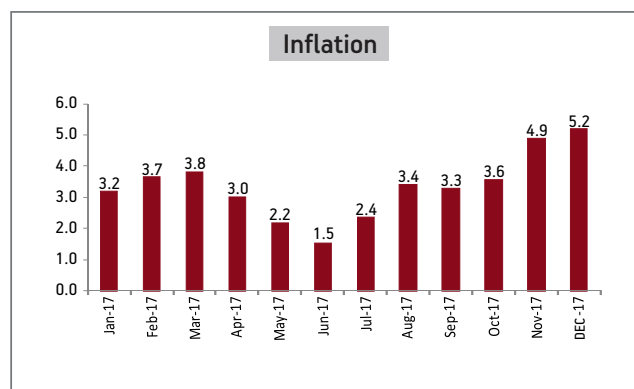
The key events which had an impact on the markets in the month were –

### Domestic factors

- PSU Bank Recapitalization:** Government allocated a total of INR 88100 crs, INR 80,000 crs through recapitalization bond and INR 8,100 crs as budgetary support to PSU banks under the bank recapitalization plan. Around 61 per cent of the money allocated has been provided to banks which are currently under Prompt Corrective Action to boost the Tier –I capital and help them revive.
- IMF projection of strong Indian economic growth:** IMF in its January update of world economic updates has maintained that India will be the fastest growing economy growing at 7.4 per cent in 2018-19 and 7.8 per cent in 2019-20.
- Cut in Government borrowing:** Government cut the additional borrowing in the current fiscal to Rs.20,000 Cr. from earlier notified Rs.50,000 Cr. on 27<sup>th</sup> December 2017. The decision was taken after assessing the revenue and expenditure patterns of the government.
- GST council rate cut:** GST council on 18<sup>th</sup> January'18 cut rates on 29 products and 54 services at its 25<sup>th</sup> meeting and agreed to make the process of filing tax return simpler. The council also reaffirmed its decision to roll out e-way bills for inter – state movement of goods.
- Union Budget:** On February 1<sup>st</sup>, 2018, the government has presented an inclusive growth oriented budget with a clear focus on rural, social & infrastructure spending. We believe that economic growth pick up will be boosted with the increasing spends towards the broader lower section of the society. Apart from the sentimentally negative stroke of LTCG, the equity markets post a short term knee jerk reaction will start focusing on corporate earnings growth and a bottom up stock picking strategy will work going forward for long term investors.

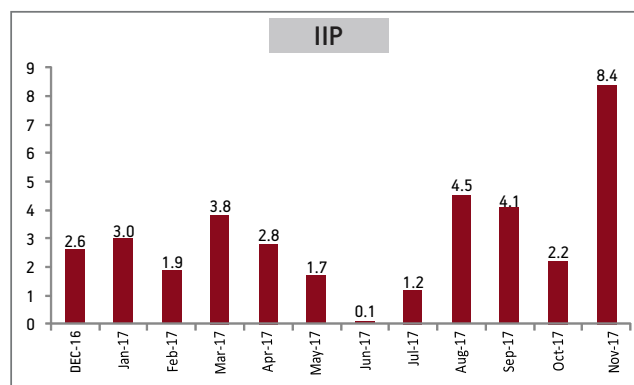
### Domestic macro economic data.

**Inflation (CPI)** for December – 17 was recorded at 5.2 per cent against 4.9 per cent in November – 17. This was due to rising food inflation and fuel inflation.



Source: Tradingeconomics.com

On the economy front, IIP surged to 8.4 per cent in November – 17 vs 2.2 per cent in October – 17.

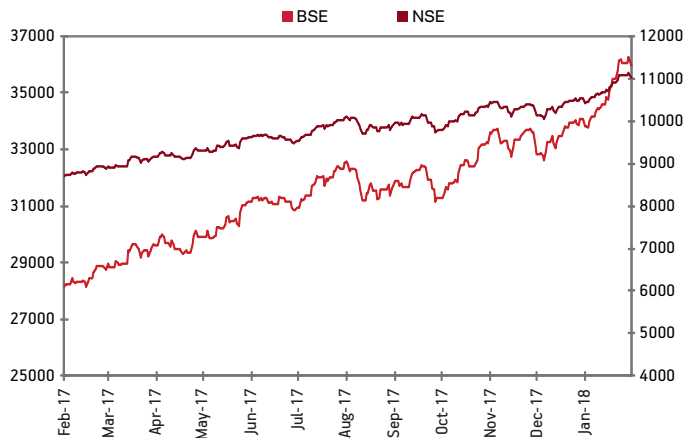


Source: Tradingeconomics.com

## Outlook for Equities

Benchmark indices started the year on a strong note. Sensex rose around 5.6 per cent and Nifty gained around 4.7 per cent in January'18. FIIs started the year as net buyers. They invested new inflows of around \$2bn. DIIs invested around \$63mn in the month of January 2018.

At 16.8x FY20 earnings, markets are trading lower than their 15 year average. Looking at the structural changes happening in the Indian economy, investors in equity funds can expect gains in long-term.



| INDEX     | 31-Jan-18 | 29-Dec-17 | % Change |
|-----------|-----------|-----------|----------|
| Nifty     | 11027.70  | 10530.70  | 4.72%    |
| Sensex    | 35965.02  | 34056.83  | 5.60%    |
| BSE 100   | 11419.07  | 11029.78  | 3.53%    |
| Dow Jones | 26149.39  | 24719.22  | 5.79%    |
| Nikkei    | 23098.29  | 22764.94  | 1.46%    |
| Hang Seng | 32887.27  | 29919.15  | 9.92%    |
| Nasdaq    | 7411.48   | 6903.39   | 7.36%    |

## Outlook for Debt

The 10 year government bond yield moved from 7.33 per cent to 7.43 per cent in the month.

We expect the 10 year G-sec yield to be in the range of 7.35 per cent to 7.60 per cent in the near term. The corporate bond yields are expected to maintain a spread of around 70 basis points on the upward side.



| Key Indices    | 31-Jan-18 | 29-Dec-17 | % Change |
|----------------|-----------|-----------|----------|
| 10 Year G-Sec  | 7.43%     | 7.33%     | 1.35%    |
| 5 Year G-Sec   | 7.40%     | 7.11%     | 3.92%    |
| 90 Day T Bill  | 6.40%     | 6.20%     | 3.13%    |
| 364 Day T-Bill | 6.55%     | 6.40%     | 2.29%    |
| Call Rates     | 5.88%     | 6.00%     | -2.04%   |

## Fund Management Details

| Debt Funds                       | SFIN No                      | Fund Manager       |
|----------------------------------|------------------------------|--------------------|
| Liquid Plus                      | ULIF02807/10/11BSLLIPLUS109  | Mr. Ajit Kumar PPB |
| Assure Fund                      | ULIF01008/07/05BSLIASSURE109 | Mr. Ajit Kumar PPB |
| Income Advantage Fund            | ULIF01507/08/08BSLIINCADV109 | Mr. Ajit Kumar PPB |
| Income Advantage Guaranteed Fund | ULIF03127/08/13BSLIINADGT109 | Mr. Ajit Kumar PPB |

| Balanced Funds | SFIN No                      | Fund Manager       |                    |
|----------------|------------------------------|--------------------|--------------------|
|                |                              | Equity             | Debt               |
| Protector Fund | ULIF00313/03/01BSLPROTECT109 | Mr. Sandeep Jain   | Mr. Ajit Kumar PPB |
| Builder Fund   | ULIF00113/03/01BSLBUILDER109 | Mr. Sandeep Jain   | Mr. Ajit Kumar PPB |
| Balancer Fund  | ULIF00931/05/05BSLBALANCE109 | Mr. Deven Sangoi   | Mr. Ajit Kumar PPB |
| Enhancer Fund  | ULIF00213/03/01BSLENHANCE109 | Mr. Sameer Mistry  | Mr. Ajit Kumar PPB |
| Creator Fund   | ULIF00704/02/04BSLCREATOR109 | Mr. Trilok Agarwal | Mr. Ajit Kumar PPB |

| Equity Funds              | SFIN No                      | Fund Manager       |                    |
|---------------------------|------------------------------|--------------------|--------------------|
|                           |                              | Equity             | Debt               |
| Magnifier Fund            | ULIF00826/06/04BSLIIMAGNI109 | Mr. Deven Sangoi   | Mr. Ajit Kumar PPB |
| Maximiser Fund            | ULIF01101/06/07BSLIIMAXI109  | Mr. Sameer Mistry  | -                  |
| Maximiser Guaranteed Fund | ULIF03027/08/13BSLIMAXGT109  | Mr. Sameer Mistry  | -                  |
| Super 20 Fund             | ULIF01723/06/09BSLSUPER20109 | Mr. Sameer Mistry  | -                  |
| Multiplier Fund           | ULIF01217/10/07BSLINMULTI109 | Mr. Deven Sangoi   | -                  |
| Pure Equity Fund          | ULIF02707/10/11BSLIPUREEQ109 | Mr. Trilok Agarwal | -                  |
| Value & Momentum Fund     | ULIF02907/10/11BSLIVALUEM109 | Mr. Deven Sangoi   | -                  |
| Capped Nifty Index Fund   | ULIF03530/10/14BSLICNIDX109  | Mr. Trilok Agarwal | -                  |

| Asset allocation Fund | SFIN No                      | Fund Manager       |                    |
|-----------------------|------------------------------|--------------------|--------------------|
|                       |                              | Equity             | Debt               |
| Asset Allocation Fund | ULIF03430/10/14BSLIASTALC109 | Mr. Trilok Agarwal | Mr. Ajit Kumar PPB |

| Pension Funds        | SFIN No                      | Fund Manager       |                    |
|----------------------|------------------------------|--------------------|--------------------|
|                      |                              | Equity             | Debt               |
| Pension Nourish Fund | ULIF00604/03/03BSLNOURISH109 | Mr. Deven Sangoi   | Mr. Ajit Kumar PPB |
| Pension Growth Fund  | ULIF00504/03/03BSLIGROWTH109 | Mr. Deven Sangoi   | Mr. Ajit Kumar PPB |
| Pension Enrich Fund  | ULIF00404/03/03BSLIENRICH109 | Mr. Trilok Agarwal | Mr. Ajit Kumar PPB |

| Guaranteed NAV Funds      | SFIN No                        | Fund Manager       |                    |
|---------------------------|--------------------------------|--------------------|--------------------|
|                           |                                | Equity             | Debt               |
| Platinum Plus I Fund      | ULIF01325/02/08BSLIPLAT1109    | Mr. Deven Sangoi   | Mr. Ajit Kumar PPB |
| Platinum Plus II Fund     | ULIF01425/02/08BSLIPLAT2109    | Mr. Trilok Agarwal | Mr. Ajit Kumar PPB |
| Platinum Plus III Fund    | ULIF01628/04/09BSLIPLAT3109    | Mr. Trilok Agarwal | Mr. Ajit Kumar PPB |
| Platinum Plus IV Fund     | ULIF01816/09/09BSLIPLAT4109    | Mr. Trilok Agarwal | Mr. Ajit Kumar PPB |
| Platinum Premier Fund     | ULIF02203/02/10BSLPLATPR1109   | Mr. Deven Sangoi   | Mr. Ajit Kumar PPB |
| Platinum Advantage Fund   | ULIF02408/09/10BSLPLATADV109   | Mr. Deven Sangoi   | Mr. Ajit Kumar PPB |
| Foresight Single Pay Fund | ULIF02610/02/11BSLSFISITSP1109 | Mr. Deven Sangoi   | Mr. Ajit Kumar PPB |
| Foresight 5 Pay Fund      | ULIF02510/02/11BSLSFISIT5P1109 | Mr. Deven Sangoi   | Mr. Ajit Kumar PPB |
| Titanium I Fund           | ULIF01911/12/09BSLITITAN1109   | Mr. Deven Sangoi   | Mr. Ajit Kumar PPB |
| Titanium II Fund          | ULIF02011/12/09BSLITITAN2109   | Mr. Deven Sangoi   | Mr. Ajit Kumar PPB |
| Titanium III Fund         | ULIF02111/12/09BSLITITAN3109   | Mr. Deven Sangoi   | Mr. Ajit Kumar PPB |

| Fund Manager       | No. of Funds Managed |               |             |                       |                     |              |
|--------------------|----------------------|---------------|-------------|-----------------------|---------------------|--------------|
|                    | Debt Fund            | Balanced Fund | Equity Fund | Asset allocation fund | Guaranteed NAV Fund | Pension Fund |
| Mr. Ajit Kumar PPB | 4                    | 5             | 1           | 1                     | 11                  | 3            |
| Mr. Deven Sangoi   | -                    | 1             | 3           | -                     | 8                   | 2            |
| Mr. Sameer Mistry  | -                    | 1             | 3           | -                     | -                   | -            |
| Mr. Trilok Agarwal | -                    | 1             | 2           | 1                     | 3                   | 1            |
| Mr. Sandeep Jain   | -                    | 2             | -           | -                     | -                   | -            |



# Performance at a glance as on 31st January 2018

## Individual Funds

Figures in percentage (%)

| Returns  | Period          | Liquid Plus | BM   | Assure | BM   | Income Advantage | BM    | Income Advantage Guarantee | Protector | BM    |
|----------|-----------------|-------------|------|--------|------|------------------|-------|----------------------------|-----------|-------|
| Absolute | 1 month         | 0.51        | 0.44 | 0.32   | 0.09 | -0.25            | -0.22 | -0.07                      | 0.06      | 0.07  |
|          | 3 months        | 1.47        | 1.32 | 0.95   | 0.18 | -0.49            | -0.67 | -0.33                      | -0.13     | -0.24 |
|          | 6 months        | 2.94        | 2.66 | 2.40   | 1.22 | -0.30            | -0.08 | 0.24                       | 0.94      | 0.52  |
|          | 1 Year          | 6.26        | 5.49 | 5.89   | 4.20 | 2.14             | 2.71  | 3.05                       | 5.49      | 4.74  |
| CAGR     | 2 Years         | 6.82        | 5.88 | 7.34   | 6.54 | 7.92             | 6.85  | 7.44                       | 9.34      | 8.33  |
|          | 3 Years         | 7.09        | 6.20 | 7.47   | 6.68 | 7.01             | 6.66  | 6.92                       | 7.53      | 6.92  |
|          | 4 Years         | 7.46        | 6.65 | 8.06   | 7.39 | 9.12             | 8.18  | 8.81                       | 10.28     | 9.01  |
|          | 5 Years         | 7.64        | 6.92 | 8.13   | 7.35 | 8.06             | 7.26  | -                          | 8.81      | 7.85  |
|          | Since Inception | 7.59        | 7.07 | 8.88   | 6.97 | 9.90             | 7.46  | 8.75                       | 8.57      | 7.53  |

| Returns  | Period          | Builder | BM   | Balancer | BM    | Enhancer | BM    | Creator | BM    | Magnifier | BM    |
|----------|-----------------|---------|------|----------|-------|----------|-------|---------|-------|-----------|-------|
| Absolute | 1 month         | 0.17    | 0.45 | 0.56     | 0.62  | 0.75     | 0.81  | 0.77    | 1.57  | 2.75      | 2.95  |
|          | 3 months        | 0.60    | 0.43 | 1.00     | 0.70  | 1.58     | 1.04  | 2.27    | 2.40  | 6.36      | 4.91  |
|          | 6 months        | 2.12    | 1.47 | 2.56     | 1.80  | 3.00     | 2.28  | 5.06    | 4.20  | 10.30     | 7.70  |
|          | 1 Year          | 8.12    | 7.17 | 9.60     | 8.09  | 11.10    | 9.33  | 15.87   | 14.40 | 29.00     | 23.80 |
| CAGR     | 2 Years         | 11.27   | 9.70 | 11.73    | 10.07 | 12.28    | 10.75 | 15.81   | 13.46 | 21.98     | 18.00 |
|          | 3 Years         | 8.71    | 7.10 | 8.39     | 6.89  | 8.29     | 6.97  | 8.90    | 7.25  | 10.69     | 7.17  |
|          | 4 Years         | 12.05   | 9.78 | 12.16    | 9.86  | 11.71    | 10.23 | 14.61   | 11.71 | 17.99     | 13.91 |
|          | 5 Years         | 10.28   | 8.38 | 10.21    | 8.34  | 9.86     | 8.59  | 11.86   | 9.57  | 14.39     | 11.01 |
|          | Since Inception | 10.39   | 8.48 | 10.22    | 8.20  | 11.38    | 9.46  | 12.58   | 9.75  | 13.97     | 12.98 |

| Returns  | Period          | Maximiser | BM    | Maximiser Guarantee | Super 20 | BM    | Multiplier | BM    | Pure Equity | Value Momentum | BM    | Capped Nifty Index | Asset Allocation |
|----------|-----------------|-----------|-------|---------------------|----------|-------|------------|-------|-------------|----------------|-------|--------------------|------------------|
| Absolute | 1 month         | 2.20      | 3.10  | 1.94                | 3.24     | 4.95  | -1.09      | -1.55 | -0.03       | -0.16          | 3.10  | 3.53               | 0.82             |
|          | 3 months        | 5.87      | 5.13  | 5.39                | 6.88     | 7.20  | 5.24       | 5.32  | 3.46        | 1.71           | 5.13  | 5.20               | 2.16             |
|          | 6 months        | 10.56     | 8.01  | 9.75                | 9.79     | 9.04  | 17.59      | 10.54 | 11.90       | 8.84           | 8.01  | 8.44               | 4.29             |
|          | 1 Year          | 30.97     | 24.97 | 28.44               | 28.93    | 25.62 | 40.44      | 29.85 | 30.20       | 22.47          | 24.97 | 25.74              | 14.24            |
| CAGR     | 2 Years         | 23.52     | 18.74 | 20.96               | 20.83    | 17.07 | 32.62      | 24.82 | 23.00       | 28.63          | 18.73 | 19.58              | 16.82            |
|          | 3 Years         | 9.67      | 6.97  | 9.43                | 8.18     | 5.69  | 20.90      | 13.99 | 13.84       | 14.60          | 6.96  | -                  | -                |
|          | 4 Years         | 18.76     | 14.48 | 16.15               | 15.74    | 12.68 | 32.44      | 24.81 | 24.15       | 26.00          | 14.48 | -                  | -                |
|          | 5 Years         | 14.17     | 11.25 | -                   | 13.25    | 10.52 | 24.70      | 17.08 | 20.48       | 16.70          | 11.25 | -                  | -                |
|          | Since Inception | 10.69     | 8.27  | 15.44               | 12.73    | 9.67  | 14.11      | 8.86  | 19.94       | 17.32          | 12.13 | 14.42              | 13.74            |

| Fund Name                   | Benchmark Composition |                             |           |                                   |           |                          | SFIN                          |
|-----------------------------|-----------------------|-----------------------------|-----------|-----------------------------------|-----------|--------------------------|-------------------------------|
|                             | Weightage             | Index                       | Weightage | Index                             | Weightage | Index                    |                               |
| Liquid Plus                 | -                     | -                           | -         | -                                 | 100%      | Crisil Liquid Fund Index | ULIF02807/10/11BSLLIQLPLUS109 |
| Assure                      | -                     | -                           | 100%      | Crisil Short Term Bond Fund Index | -         | -                        | ULIF01008/07/05BSLIASSURE109  |
| Income Advantage            | -                     | -                           | 80%       | Crisil Composite Bond Fund Index  | 20%       | Crisil Liquid Fund Index | ULIF01507/08/08BSLIINCADV109  |
| Income Advantage Guaranteed | -                     | -                           | -         | -                                 | -         | -                        | ULIF03127/08/13BSLIINADGT109  |
| Protector                   | 10%                   | BSE 100                     | 80%       | Crisil Composite Bond Fund Index  | 10%       | Crisil Liquid Fund Index | ULIF00313/03/01BSLPROTECT109  |
| Builder                     | 20%                   | BSE 100                     | 70%       | Crisil Composite Bond Fund Index  | 10%       | Crisil Liquid Fund Index | ULIF00113/03/01BSLBUILDER109  |
| Balancer                    | 25%                   | BSE 100                     | 65%       | Crisil Composite Bond Fund Index  | 10%       | Crisil Liquid Fund Index | ULIF00931/05/05BSLBALANCE109  |
| Enhancer                    | 30%                   | BSE 100                     | 60%       | Crisil Composite Bond Fund Index  | 10%       | Crisil Liquid Fund Index | ULIF00213/03/01BSLENHANCE109  |
| Creator                     | 50%                   | BSE 100                     | 40%       | Crisil Composite Bond Fund Index  | 10%       | Crisil Liquid Fund Index | ULIF00704/02/04BSLCREATOR109  |
| Magnifier                   | 85%                   | BSE 100                     | -         | -                                 | 15%       | Crisil Liquid Fund Index | ULIF00826/06/04BSLIIMAGN109   |
| Maximiser                   | 90%                   | BSE 100                     | -         | -                                 | 10%       | Crisil Liquid Fund Index | ULIF01101/06/07BSLIINMAX109   |
| Maximiser Guaranteed        | -                     | -                           | -         | -                                 | -         | -                        | ULIF03027/08/13BSLIMAXGT109   |
| Super 20                    | 90%                   | BSE Sensex                  | -         | -                                 | 10%       | Crisil Liquid Fund Index | ULIF01723/06/09BSLSUPER20109  |
| Multiplier                  | 90%                   | Nifty Free Float Midcap 100 | -         | -                                 | 10%       | Crisil Liquid Fund Index | ULIF01217/10/07BSLINMULT109   |
| Pure Equity                 | -                     | -                           | -         | -                                 | -         | -                        | ULIF02707/10/11BSLIPUREEQ109  |
| Value & Momentum            | 90%                   | BSE 100                     | -         | -                                 | 10%       | Crisil Liquid Fund Index | ULIF02907/10/11BSLIVALUEM109  |
| Asset Allocation            | -                     | -                           | -         | -                                 | -         | -                        | ULIF03430/10/14BSLIASTALC109  |
| Capped Nifty Index          | -                     | -                           | -         | -                                 | -         | -                        | ULIF03530/10/14BSLICNFDX109   |

### Disclaimer:

This document is issued by ABSLI. While all reasonable care has been taken in preparing this document, no responsibility or liability is accepted for errors of fact or for any opinion expressed herein. This document is for information purposes only. It does not constitute any offer, recommendation or solicitation to any person to enter into any transaction or adopt any investment strategy, nor does it constitute any prediction of likely future movements in NAVs. Past performance is not necessarily indicative of future performance. We have reviewed the report, and in so far as it includes current or historical information, it is believed to be reliable though its accuracy or completeness cannot be guaranteed. Neither Aditya Birla Sun Life Insurance Company Limited, nor any person connected with it, accepts any liability arising from the use of this document. You are advised to make your own independent judgment with respect to any matter contained herein. The investment risk in investment portfolio is borne by the policyholder. The name of the funds do not in any way indicate their quality, future prospects or returns. The premium paid in unit linked life insurance policies are subject to investment risk associated with capital markets and the unit price of the units may go up or down based on the performance of investment fund and factors influencing the capital market and the policyholder is responsible for his/her decisions Insurance is the subject matter of solicitation.

**BEWARE OF SPURIOUS PHONE CALLS AND FICTITIOUS/FRAUDULENT OFFERS:** IRDA clarifies to public that IRDA or its officials do not involve inactivities like sale of any kind of insurance or financial products nor invest premiums. IRDA does not announce any bonus. Public receiving such phone calls are requested to lodge a police complaint along with details of phone call, number.

# Performance at a glance as on 31st January 2018

## Guaranteed NAV Funds

Figures in percentage (%)

| Returns  | Period          | Platinum Plus | Platinum Plus II | Platinum Plus III | Platinum Plus IV | Platinum Premier |
|----------|-----------------|---------------|------------------|-------------------|------------------|------------------|
| Absolute | 1 month         | 1.89          | 2.00             | 2.03              | 1.97             | 1.80             |
|          | 3 months        | 3.44          | 3.49             | 3.45              | 3.33             | 3.09             |
|          | 6 months        | 5.18          | 4.83             | 4.78              | 4.65             | 4.30             |
|          | 1 Year          | 13.80         | 13.70            | 13.65             | 13.39            | 13.13            |
| CAGR     | 2 Years         | 11.25         | 11.33            | 11.62             | 11.74            | 11.57            |
|          | 3 Years         | 6.91          | 6.23             | 5.98              | 5.73             | 5.16             |
|          | 4 Years         | 13.07         | 13.38            | 13.46             | 13.57            | 13.49            |
|          | 5 Years         | 10.34         | 10.45            | 10.50             | 10.46            | 10.43            |
|          | Since Inception | 7.50          | 12.10            | 9.77              | 8.68             | 8.99             |

| Returns  | Period          | Platinum Advantage | Foresight - Single Pay | Foresight - 5 Pay | Titanium I | Titanium II | Titanium III |
|----------|-----------------|--------------------|------------------------|-------------------|------------|-------------|--------------|
| Absolute | 1 month         | 1.47               | 1.73                   | 1.51              | 2.34       | 2.59        | 2.76         |
|          | 3 months        | 2.41               | 2.63                   | 2.30              | 4.09       | 4.24        | 4.80         |
|          | 6 months        | 3.59               | 3.84                   | 3.31              | 5.40       | 5.53        | 6.26         |
|          | 1 Year          | 13.31              | 14.49                  | 12.40             | 16.08      | 16.58       | 18.36        |
| CAGR     | 2 Years         | 11.73              | 12.76                  | 11.48             | 13.00      | 13.28       | 14.72        |
|          | 3 Years         | 4.96               | 5.28                   | 5.89              | 6.67       | 6.51        | 7.23         |
|          | 4 Years         | 13.87              | 13.36                  | 12.10             | 14.24      | 14.11       | 13.54        |
|          | 5 Years         | 11.05              | 10.81                  | 9.35              | 11.47      | 11.40       | 11.24        |
|          | Since Inception | 7.93               | 9.48                   | 8.04              | 9.37       | 9.35        | 8.30         |

## Pension Funds

Figures in percentage (%)

| Returns  | Period          | Pension - Nourish | BM    | Pension - Growth | BM   | Pension - Enrich | BM    |
|----------|-----------------|-------------------|-------|------------------|------|------------------|-------|
| Absolute | 1 month         | 0.11              | 0.07  | 0.72             | 0.45 | 0.49             | 1.00  |
|          | 3 months        | 0.04              | -0.24 | 1.46             | 0.43 | 1.42             | 1.38  |
|          | 6 months        | 1.03              | 0.52  | 2.75             | 1.47 | 3.74             | 2.76  |
|          | 1 Year          | 5.46              | 4.74  | 9.44             | 7.17 | 12.40            | 10.58 |
| CAGR     | 2 Years         | 9.29              | 8.33  | 12.18            | 9.70 | 14.17            | 11.42 |
|          | 3 Years         | 7.58              | 6.92  | 8.86             | 7.10 | 9.65             | 7.05  |
|          | 4 Years         | 10.42             | 9.01  | 12.02            | 9.78 | 14.01            | 10.61 |
|          | 5 Years         | 8.79              | 7.85  | 10.30            | 8.38 | 11.34            | 8.84  |
|          | Since Inception | 8.42              | 7.49  | 10.38            | 8.65 | 11.88            | 10.14 |

| Fund Name              | Benchmark Composition |         |           |                                  |           |                          | SFIN                         |
|------------------------|-----------------------|---------|-----------|----------------------------------|-----------|--------------------------|------------------------------|
|                        | Weightage             | Index   | Weightage | Index                            | Weightage | Index                    |                              |
| Platinum Plus I        | -                     | -       | -         | -                                | -         | -                        | ULIF01325/02/08BSLIPLAT1109  |
| Platinum Plus II       | -                     | -       | -         | -                                | -         | -                        | ULIF01425/02/08BSLIPLAT2109  |
| Platinum Plus III      | -                     | -       | -         | -                                | -         | -                        | ULIF01628/04/09BSLIPLAT3109  |
| Platinum Plus IV       | -                     | -       | -         | -                                | -         | -                        | ULIF01816/09/09BSLIPLAT4109  |
| Platinum Premier       | -                     | -       | -         | -                                | -         | -                        | ULIF02203/02/10BSLPLATPR1109 |
| Platinum Advantage     | -                     | -       | -         | -                                | -         | -                        | ULIF02408/09/10BSLPLATADV109 |
| Foresight - Single Pay | -                     | -       | -         | -                                | -         | -                        | ULIF02610/02/11BSLFSITSP1109 |
| Foresight - 5 Pay      | -                     | -       | -         | -                                | -         | -                        | ULIF02510/02/11BSLFSIT5P1109 |
| Titanium I             | -                     | -       | -         | -                                | -         | -                        | ULIF01911/12/09BSLITITAN1109 |
| Titanium II            | -                     | -       | -         | -                                | -         | -                        | ULIF02011/12/09BSLITITAN2109 |
| Titanium III           | -                     | -       | -         | -                                | -         | -                        | ULIF02111/12/09BSLITITAN3109 |
| Pension Nourish        | 10%                   | BSE 100 | 80%       | Crisil Composite Bond Fund Index | 10%       | Crisil Liquid Fund Index | ULIF00604/03/03BSLNOURISH109 |
| Pension Growth         | 20%                   | BSE 100 | 70%       | Crisil Composite Bond Fund Index | 10%       | Crisil Liquid Fund Index | ULIF00504/03/03BSLIGROWTH109 |
| Pension Enrich         | 35%                   | BSE 100 | 55%       | Crisil Composite Bond Fund Index | 10%       | Crisil Liquid Fund Index | ULIF00404/03/03BSLIENRICH109 |

### Disclaimer:

This document is issued by ABSLI. While all reasonable care has been taken in preparing this document, no responsibility or liability is accepted for errors of fact or for any opinion expressed herein. This document is for information purposes only. It does not constitute any offer, recommendation or solicitation to any person to enter into any transaction or adopt any investment strategy, nor does it constitute any prediction of likely future movements in NAVs. Past performance is not necessarily indicative of future performance. We have reviewed the report, and in so far as it includes current or historical information, it is believed to be reliable though its accuracy or completeness cannot be guaranteed. Neither Aditya Birla Sun Life Insurance Company Limited, nor any person connected with it, accepts any liability arising from the use of this document. You are advised to make your own independent judgment with respect to any matter contained herein. The investment risk in investment portfolio is borne by the policyholder. The name of the funds do not in any way indicate their quality, future prospects or returns. The premium paid in unit linked life insurance policies are subject to investment risk associated with capital markets and the unit price of the units may go up or down based on the performance of investment fund and factors influencing the capital market and the policyholder is responsible for his/her decisions Insurance is the subject matter of solicitation.

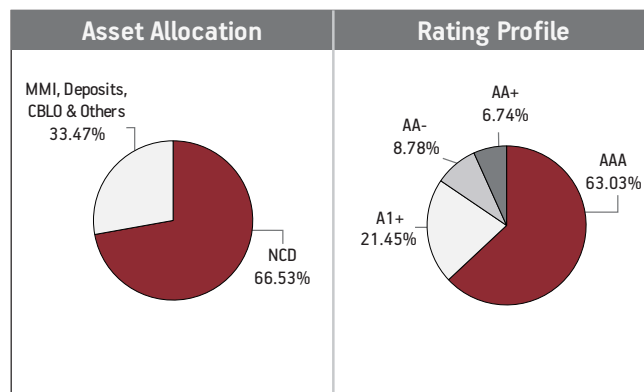
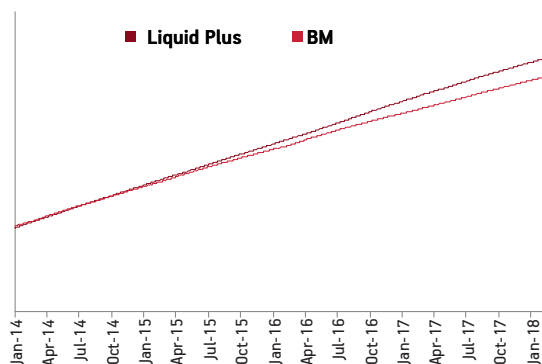
**BEWARE OF SPURIOUS PHONE CALLS AND FICTITIOUS/FRAUDULENT OFFERS:** IRDA clarifies to public that IRDA or its officials do not involve in activities like sale of any kind of insurance or financial products nor invest premiums. IRDA does not announce any bonus. Public receiving such phone calls are requested to lodge a police complaint along with details of phone call, number.

**About The Fund**
**Date of Inception: 09-Mar-12**

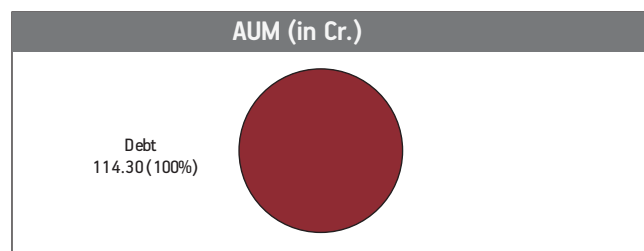
**OBJECTIVE:** To provide superior risk-adjusted returns with low volatility at a high level of safety and liquidity through investments in high quality short term fixed income instruments – upto one year maturity.

**STRATEGY:** Fund will invest in high quality short-term fixed income instruments – upto one year maturity. The endeavour will be to optimize returns while providing liquidity and safety with very low risk profile.

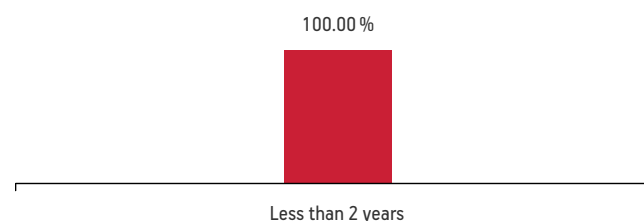
**NAV as on 31st January 2018: ₹ 15.3969**
**BENCHMARK:** Crisil Liquid Fund Index

**Asset held as on 31st January 2018: ₹ 114.30 Cr**
**FUND MANAGER:** Mr. Ajit Kumar PPB


| SECURITIES   | Holding       |
|--|---------------|
| <b>CORPORATE DEBT</b>  | <b>66.53%</b> |
| 9.43% IRFC NCD (MD 23/05/2018)                               | 8.82%         |
| 8.55% Reliance Jio Infocomm Limited NCD PPD6 (MD 31/07/2018) | 8.78%         |
| 8.90% Steel Authority Of India (MD 01/05/2019) CALL FR 01/05 | 7.44%         |
| 8.00% HDFC Ltd NCD (MD 22/08/2018)                           | 7.01%         |
| 8.03% Kotak Mahindra Prime Ltd NCD S-2 (MD 14/02/2019)       | 5.25%         |
| 8.35% Petronet LNG Ltd NCD (MD 14/06/2018)                   | 4.39%         |
| 7.93% Power Grid Corporation NCD (MD 20/05/2018) [B]         | 4.39%         |
| 9.64% Power Grid Corporation NCD (MD 31/05/18)               | 3.09%         |
| 9.75% LIC Housing Finance Ltd NCD (MD 24/03/2018)            | 2.63%         |
| 8.95% Power Finance Corporation Ltd (MD 11/03/2018)          | 2.54%         |
| Other Corporate Debt   | 12.20%        |
| <b>MMI, Deposits, CBLO &amp; Others</b>                      | <b>33.47%</b> |



|                            |              |
|----------------------------|--------------|
| <b>Maturity (in years)</b> | <b>0.57</b>  |
| <b>Yield to Maturity</b>   | <b>7.37%</b> |
| <b>Modified Duration</b>   | <b>0.25</b>  |
| <b>Maturity Profile</b>    |              |


**Fund Update:**

The average maturity of the fund has slightly increased at 0.57 years from 0.47 years on a MOM basis.

Liquid plus fund continues to be predominantly invested in highest rated fixed income instruments.

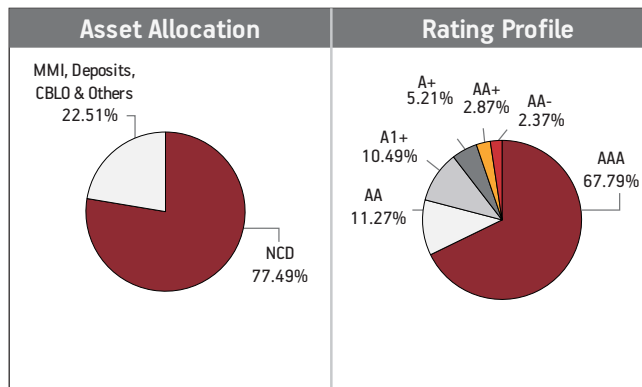
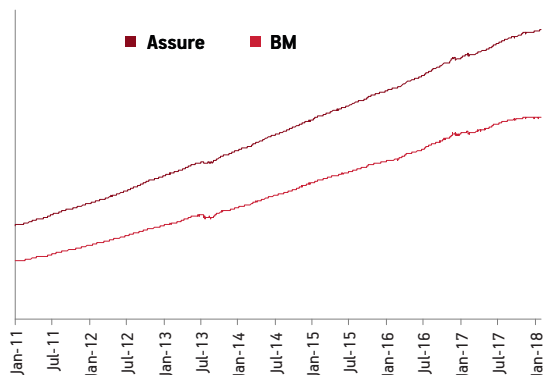
Refer annexure for complete portfolio details.




**About The Fund**
**Date of Inception: 12-Sep-05**
**OBJECTIVE:** To provide capital conservation at a high level of safety and liquidity through judicious investments in high quality short-term debt.

**STRATEGY:** To generate better return with low level of risk through investment into fixed interest securities having short-term maturity profile.

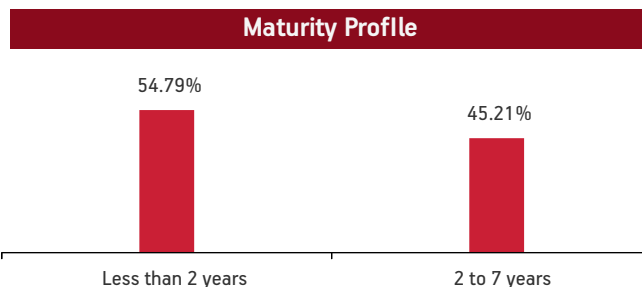
**NAV as on 31st January 2018: ₹ 28.7045**
**BENCHMARK:** Crisil Short Term Bond Fund Index

**Asset held as on 31st January 2018: ₹ 170.66 Cr**
**FUND MANAGER:** Mr. Ajit Kumar PPB


| SECURITIES   | Holding       |
|--|---------------|
| <b>CORPORATE DEBT</b>  | <b>77.49%</b> |
| 7.48% Gruh Finance Ltd NCD (MD 10/06/19) F-013               | 5.86%         |
| 7.90% Nirma Ltd NCD SR LII (MD 28/02/2020)                   | 5.83%         |
| 9.81% Power Finance Corporation Ltd (MD 07/10/2018)          | 5.52%         |
| 8.12% ONGC Mangalore Petrochemicals Ltd NCD (MD 10/06/2019)  | 3.54%         |
| 9.75% U.P.Power Corp Series B (MD 20/10/20)                  | 3.02%         |
| 8.30% GAIL (India) Ltd. NCD 2015-Series-1(A) (MD 23/02/2022) | 2.98%         |
| 8.40% Larsen & Toubro Ltd NCD (MD 24/09/2020)                | 2.98%         |
| 8.37% Rural Electrification Corpn. Ltd. NCD (MD 14/08/2020)  | 2.98%         |
| 8.40% Power Grid Corporation NCD (MD 27/05/2020) [B]         | 2.97%         |
| 8.85% Axis Finance Limited (MD 29/01/19)                     | 2.96%         |
| Other Corporate Debt   | 38.86%        |
| <b>MMI, Deposits, CBLO &amp; Others</b>                      | <b>22.51%</b> |



|                            |              |
|----------------------------|--------------|
| <b>Maturity (in years)</b> | <b>1.80</b>  |
| <b>Yield to Maturity</b>   | <b>7.77%</b> |
| <b>Modified Duration</b>   | <b>1.42</b>  |


**Fund Update:**

The average maturity of the fund has decreased to 1.80 years from 2.07 years on a MOM basis.

Assure fund continues to be predominantly invested in highest rated fixed income instruments.

Refer annexure for complete portfolio details.

## About The Fund

Date of Inception: 22-Aug-08

**OBJECTIVE:** To provide capital preservation and regular income, at a high level of safety over a medium term horizon by investing in high quality debt instruments.

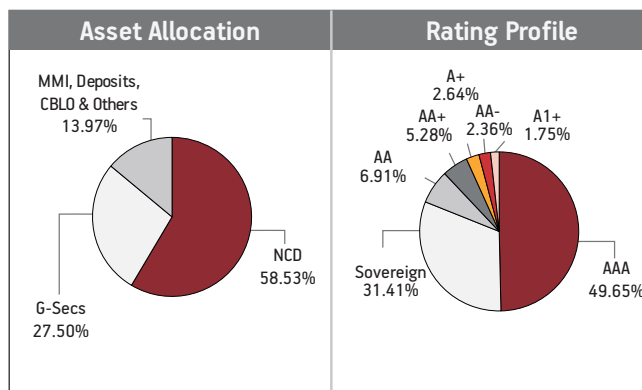
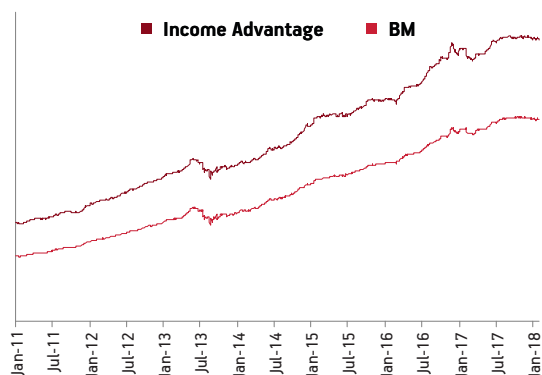
**STRATEGY:** To actively manage the fund by building a portfolio of fixed income instruments with medium term duration. The fund will invest in government securities, high rated corporate bonds, high quality money market instruments and other fixed income securities. The quality of the assets purchased would aim to minimize the credit risk and liquidity risk of the portfolio. The fund will maintain reasonable level of liquidity.

NAV as on 31st January 2018: ₹ 24.4041

BENCHMARK: Crisil Composite Bond Fund Index &amp; Crisil Liquid Fund Index

Asset held as on 31st January 2018: ₹ 668.74 Cr


FUND MANAGER: Mr. Ajit Kumar PPB



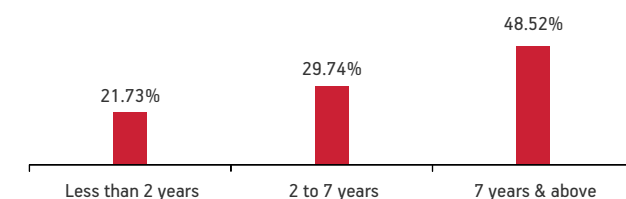
| SECURITIES   | Holding       |
|--|---------------|
| <b>GOVERNMENT SECURITIES</b>                                   | <b>27.50%</b> |
| 7.61% GOI 2030 (MD 09/05/2030)                                 | 5.16%         |
| 8.21% State Development-Rajasthan Sdl Spl 2026 (MD 31/03/2026) | 3.76%         |
| 7.17% GOI 2028 (MD 08/01/2028)                                 | 3.46%         |
| 6.68% GOI 2031 (MD 17/09/2031)                                 | 3.42%         |
| 6.57% GOI 2033 (MD 05/12/2033)                                 | 3.33%         |
| 8.13% GOI 2045 (MD 22/06/2045)                                 | 2.02%         |
| 6.79% GOI 2027 (MD 15/05/2027)                                 | 1.42%         |
| 6.62% GOI 2051 (MD 28/11/2051)                                 | 1.30%         |
| 6.79% GOI 2029 (MD 26/12/2029)                                 | 0.98%         |
| 8.83% GOI 2041 (MD 12/12/2041)                                 | 0.83%         |
| Other Government Securities                                    | 1.82%         |

|  |               |
|--|---------------|
| <b>CORPORATE DEBT</b>  | <b>58.53%</b> |
| 8.25% Tata Sons Ltd. NCD (MD 23/03/2022)                       | 2.28%         |
| 8.85% Tata Capital Financial Services Ltd NCD (MD 03/05/2019)  | 2.27%         |
| 8.05% NTPC Ltd NCD (MD 05/05/2026)-Series 60                   | 2.25%         |
| 7.54% IRFC NCD (MD 31/10/2027)                                 | 2.17%         |
| 7.20% Power Grid Corporation NCD (MD 09/08/2027)               | 2.12%         |
| 8.12% ONGC Mangalore Petrochemicals Ltd NCD (MD 10/06/2019)    | 1.73%         |
| 7.99% Tata Motors Fin Ltd NCD. Zero Coupon (7.99% XIRR) NCD    | 1.59%         |
| 9.60% Hindalco Industries Ltd. NCD (MD 02/08/2022)             | 1.56%         |
| 8.72% Kotak Mahindra Bank Ltd NCD (MD 14/01/2022)              | 1.54%         |
| 8.75% HDFC Ltd. NCD (04/03/2021) (Series P-002) (Put Opt 14/0) | 1.54%         |
| Other Corporate Debt   | 39.48%        |

|   |               |
|---|---------------|
| <b>MMI, Deposits, CBLO &amp; Others</b> | <b>13.97%</b> |
|---|---------------|



|                            |              |
|----------------------------|--------------|
| <b>Maturity (in years)</b> | <b>7.91</b>  |
| <b>Yield to Maturity</b>   | <b>7.93%</b> |
| <b>Modified Duration</b>   | <b>4.91</b>  |
| <b>Maturity Profile</b>    |              |



## Fund Update:

Exposure to G-secs has decreased to 27.50% from 30.99% and MMI has increased to 13.97% from 10.71% on a MOM basis.

Income Advantage fund continues to be predominantly invested in highest rated fixed income instruments.

Refer annexure for complete portfolio details.

## About The Fund

Date of Inception: 01-Jan-14

**OBJECTIVE:** To provide capital preservation and regular income, at a high level of safety over a medium term horizon by investing in high quality debt instruments.


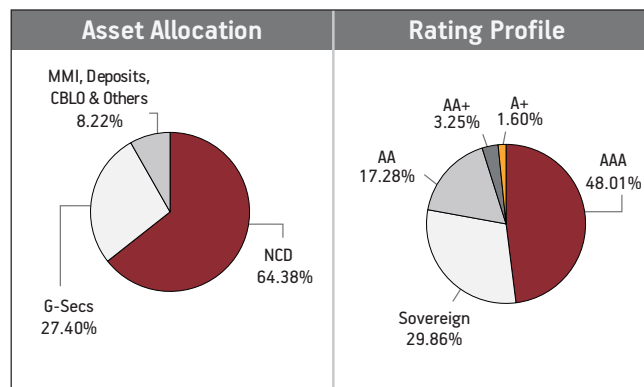
**STRATEGY:** To actively manage the fund by building a portfolio of fixed income instruments with medium term duration. The fund will invest in government securities, high rated corporate bonds, high quality money market instruments and other fixed income securities. The quality of the assets purchased would aim to minimize the credit risk and liquidity risk of the portfolio. The fund will maintain reasonable level of liquidity.

NAV as on 31st January 2018: ₹ 14.0877

Asset held as on 31st January 2018: ₹ 138.88 Cr

FUND MANAGER: Mr. Ajit Kumar PPB

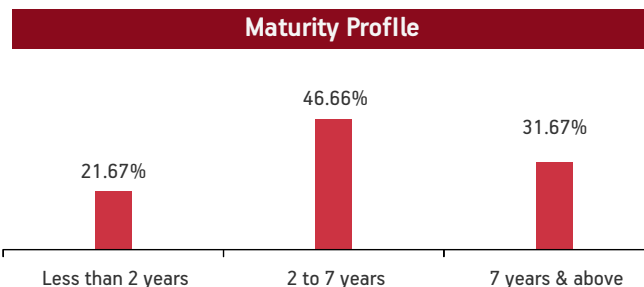
| SECURITIES   | Holding       |
|--|---------------|
| <b>GOVERNMENT SECURITIES</b>                                 | <b>27.40%</b> |
| 7.35% GOI (MD 22/06/2024).                                   | 7.14%         |
| 8.17% GOI 2044 (MD 01/12/2044)                               | 3.97%         |
| 7.61% GOI 2030 (MD 09/05/2030)                               | 3.55%         |
| 8.83% GOI 2041 (MD 12/12/2041)                               | 3.20%         |
| 7.59% GOI 2029 (MD 20/03/2029)                               | 3.19%         |
| 8.79% GOI 2021 (MD 08/11/2021)                               | 2.57%         |
| 8.60% GOI 2028 (MD 02/06/2028)                               | 1.53%         |
| 8.13% GOI 2045 (MD 22/06/2045)                               | 1.49%         |
| 8.30% GOI 2040 (MD 02/07/2040)                               | 0.76%         |
| <b>CORPORATE DEBT</b>  | <b>64.38%</b> |
| 8.29% MTNL NCD MD 28/11/2024) Series IV-D 2014               | 3.68%         |
| 8.12% Export Import Bank Of India NCD (MD 25/04/2031) Sr-T02 | 3.63%         |
| 8.50% Repco Home Finance Ltd NCD (MD04/10/2019)              | 3.62%         |
| 7.89% Can Fin Homes Ltd. NCD MD (18/05/2022) Series 6        | 3.61%         |
| 7.63% PNB Housing Finance Ltd NCD (Md 15/12/2020)            | 3.60%         |
| 7.55% Tube Investments Of India Ltd NCD (MD 20/02/2020)      | 3.56%         |
| 8.14% Nuclear Power Corp Of India Ltd (MD 25/03/2026) Sr-X   | 2.93%         |
| 9.20% Cholamandalam Invt And Fin Co Ltd NCD (MD 29/03/2019)  | 2.91%         |
| 8.13% Power Grid Corporation NCD (MD 25/04/2022) [C]         | 2.91%         |
| 8.72% Kotak Mahindra Bank Ltd NCD (MD 14/01/2022)            | 2.23%         |
| Other Corporate Debt   | 31.69%        |
| <b>MMI, Deposits, CBLO &amp; Others</b>                      | <b>8.22%</b>  |



Maturity (in years) 7.46

Yield to Maturity 8.17%

Modified Duration 4.55



## Fund Update:

Exposure to G-secs has decreased to 27.40% from 28.62% and MMI has increased to 8.22% from 4.40% on a MOM basis.

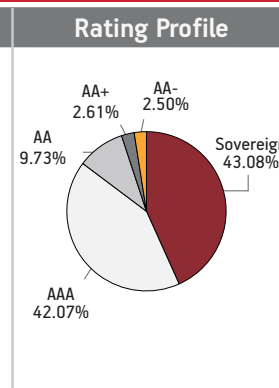
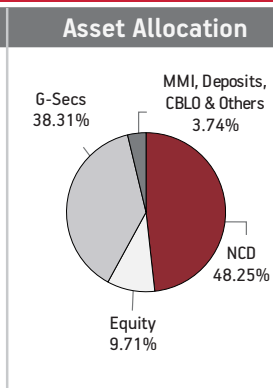
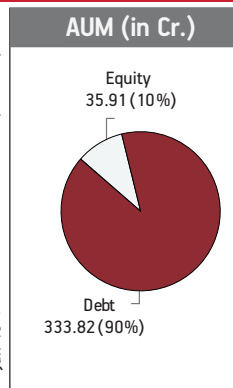
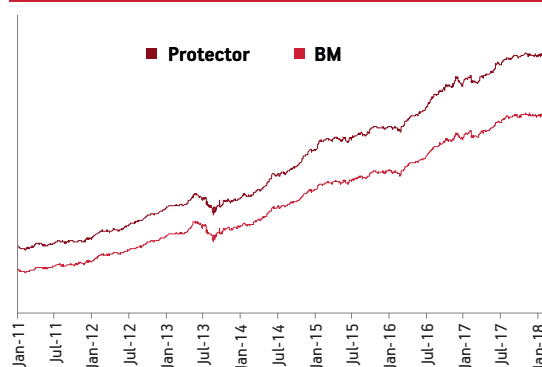
Income Advantage Guaranteed fund continues to be predominantly invested in highest rated fixed income instruments.

Refer annexure for complete portfolio details.

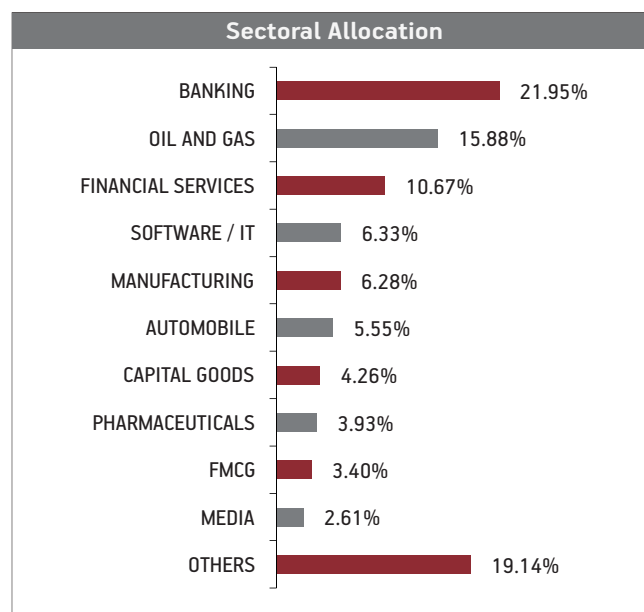
**About The Fund**
**Date of Inception: 22-Mar-01**

**OBJECTIVE:** To generate consistent returns through active management of a fixed income portfolio and focus on creating a long-term equity portfolio, which will enhance the yield of the composite portfolio with minimum risk appetite.

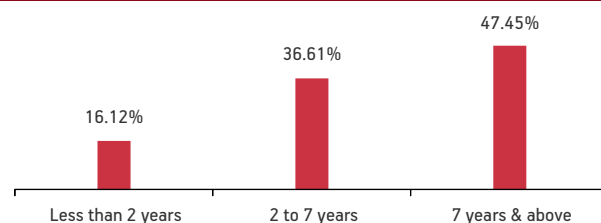
**STRATEGY:** To invest in fixed income securities with marginal exposure to equity up to 10% at low level of risk. This investment fund is suitable for those who want to preserve their capital and earn steady return on investment through higher exposure to debt securities.

**NAV as on 31st January 2018: ₹ 40.0448**
**BENCHMARK: BSE 100, Crisil Composite Bond Fund Index & Crisil Liquid Fund Index**
**Asset held as on 31st January 2018: ₹ 369.73 Cr**
**FUND MANAGER: Mr. Sandeep Jain (Equity), Mr. Ajit Kumar PPB (Debt)**


| SECURITIES   | Holding       |
|--|---------------|
| <b>GOVERNMENT SECURITIES</b>                                 | <b>38.31%</b> |
| 7.88% GOI 2030 (MD 19/03/2030)                               | 9.54%         |
| 7.59% GOI 2029 (MD 20/03/2029)                               | 5.33%         |
| 9.23% GOI 2043 (MD 23/12/2043)                               | 2.97%         |
| 7.59% GOI 2026 (MD 11/01/2026)                               | 2.70%         |
| 8.28% GOI 2027 (MD 21/09/2027)                               | 2.11%         |
| 8.24% GOI (MD 15/02/2027)                                    | 2.05%         |
| 8.33% GOI 2026 (MD 09/07/2026)                               | 1.82%         |
| 7.95% GOI 2032 (28.08.2032)                                  | 1.77%         |
| 8.60% GOI 2028 (MD 02/06/2028)                               | 1.44%         |
| 8.30% GOI 2042 (MD 31/12/2042)                               | 1.43%         |
| Other Government Securities                                  | 7.15%         |
| <b>CORPORATE DEBT</b>  | <b>48.25%</b> |
| 2% Tata Steel Ltd NCD (MD 23/04/2022)                        | 3.74%         |
| 9.57% IRFC NCD (MD 31/05/2021)                               | 2.87%         |
| 8.90% Steel Authority Of India (MD 01/05/2019) CALL FR 01/05 | 2.16%         |
| 8.51% India Infradebt Ltd NCD (MD 10/05/2021) Sr I           | 1.95%         |
| 9.25% Power Grid Corporation Ltd NCD (MD 09/03/2027)         | 1.46%         |
| 7.99% Tata Motors Fin Ltd NCD. Zero Coupon (7.99% XIRR) NCD  | 1.44%         |
| 9.61% Power Finance Corporation Ltd (MD 29/06/2021)          | 1.43%         |
| 9.40% Rural Electrification Corpn. Ltd. NCD (MD 17/07/2021)  | 1.42%         |
| 9.25% Power Grid Corporation NCD (MD 26/12/2021)             | 1.42%         |
| 8.85% Axis Bank NCD (MD 05/12/2024)                          | 1.41%         |
| Other Corporate Debt   | 28.96%        |
| <b>EQUITY</b>  | <b>9.71%</b>  |
| HDFC Bank Ltd  | 0.73%         |
| HDFC   | 0.67%         |
| Reliance Industries Limited                                  | 0.53%         |
| Infosys Limited  | 0.40%         |
| Maruti Suzuki India Limited                                  | 0.36%         |
| ICICI Bank Ltd   | 0.33%         |
| ITC Ltd  | 0.33%         |
| GAIL (India) Limited   | 0.31%         |
| Yes Bank Limited   | 0.30%         |
| Larsen & Toubro Ltd  | 0.27%         |
| Other Equity   | 5.48%         |
| <b>MMI, Deposits, CBLO &amp; Others</b>                      | <b>3.74%</b>  |



|                            |              |
|----------------------------|--------------|
| <b>Maturity (in years)</b> | <b>7.77</b>  |
| <b>Yield to Maturity</b>   | <b>7.85%</b> |
| <b>Modified Duration</b>   | <b>4.88</b>  |
| <b>Maturity Profile</b>    |              |


**Fund Update:**

Exposure to G-secs has increased to 38.31% from 37.22% and MMI has slightly decreased to 3.74% from 3.96% on a MOM basis.

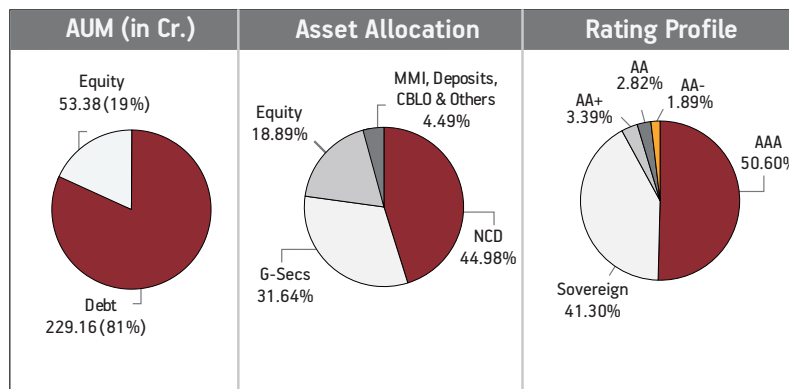
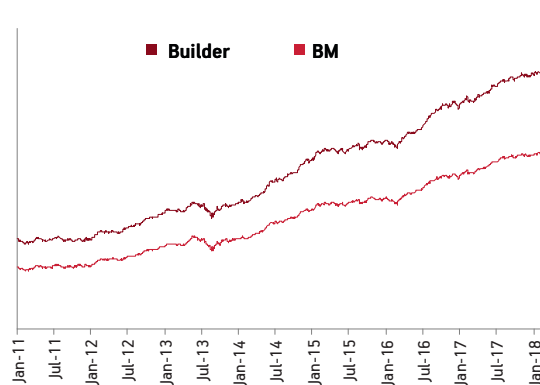
Protector fund continues to be predominantly invested in highest rated fixed income instruments.

Refer annexure for complete portfolio details.

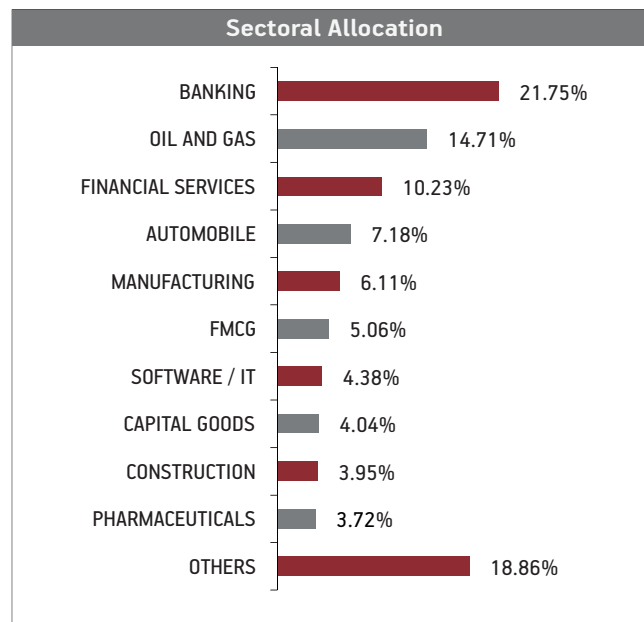
**About The Fund**
**Date of Inception: 22-Mar-01**

**OBJECTIVE:** To build your capital and generate better returns at moderate level of risk, over a medium or long-term period through a balance of investment in equity and debt.

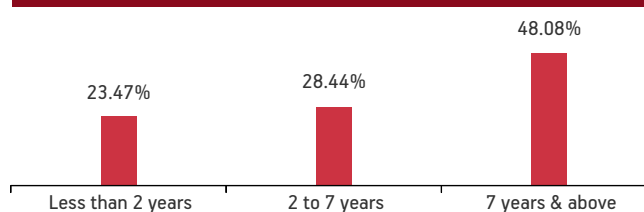
**STRATEGY:** To generate better return with moderate level of risk through active management of fixed income portfolio and focus on creating long term equity portfolio, which will enhance yield of composite portfolio with low level of risk appetite.

**NAV as on 31st January 2018: ₹ 52.9928**
**BENCHMARK: BSE 100, Crisil Composite Bond Fund Index & Crisil Liquid Fund Index**
**Asset held as on 31st January 2018: ₹ 282.54 Cr**
**FUND MANAGER: Mr. Sandeep Jain (Equity), Mr. Ajit Kumar PPB (Debt)**


| SECURITIES  | Holding       |
|---|---------------|
| <b>GOVERNMENT SECURITIES</b>                                | <b>31.64%</b> |
| 8.28% GOI 2027 (MD 21/09/2027)                              | 5.98%         |
| 7.59% GOI 2026 (MD 11/01/2026)                              | 5.29%         |
| 6.97% GOI 2026 (MD 06/09/2026)                              | 4.75%         |
| 8.17% GOI 2044 (MD 01/12/2044)                              | 3.68%         |
| 7.88% GOI 2030 (MD 19/03/2030)                              | 3.57%         |
| 8.32% GOI (MD 02/08/2032)                                   | 2.87%         |
| 8.79% GOI 2021 (MD 08/11/2021)                              | 1.67%         |
| 7.95% GOI 2032 (28.08.2032)                                 | 1.52%         |
| 8.30% GOI 2040 (MD 02/07/2040)                              | 1.30%         |
| 8.08% GOI (MD 02/08/2022)                                   | 0.91%         |
| Other Government Securities                                 | 0.10%         |
| <b>CORPORATE DEBT</b>                                       | <b>44.98%</b> |
| 9.25% Power Grid Corporation Ltd NCD (MD 09/03/2027)        | 3.06%         |
| 8.65% RECL Ltd NCD (MD 15/01/2019)                          | 2.93%         |
| 9.81% Power Finance Corporation Ltd (MD 07/10/2018)         | 2.87%         |
| 8.50% IRFC NCD (MD 22/06/2020)                              | 1.92%         |
| 7.99% Tata Motors Fin Ltd NCD. Zero Coupon(7.99% XIRR) NCD  | 1.88%         |
| 8.85% Axis Bank NCD (MD 05/12/2024)                         | 1.85%         |
| 8.50% NHPC Ltd NCD SR-T STRRP D (MD 14/07/2022)             | 1.81%         |
| 8.29% MTNL NCD (MD 28/11/2024) Series IV-D 2014             | 1.81%         |
| 8.65% India Infradebt Ltd NCD (MD 21/08/2020)               | 1.81%         |
| 8.042% Bajaj Finance Limited NCD (Option I) (MD 10/05/2021) | 1.79%         |
| Other Corporate Debt  | 23.26%        |
| <b>EQUITY</b>   | <b>18.89%</b> |
| HDFC Bank Ltd   | 1.35%         |
| HDFC  | 1.26%         |
| Reliance Industries Limited                                 | 0.98%         |
| ITC Ltd   | 0.96%         |
| Infosys Limited   | 0.72%         |
| Maruti Suzuki India Limited                                 | 0.71%         |
| ICICI Bank Ltd  | 0.62%         |
| GAIL (India) Limited  | 0.59%         |
| Yes Bank Limited  | 0.56%         |
| IndusInd Bank Ltd   | 0.50%         |
| Other Equity  | 10.63%        |
| <b>MMI, Deposits, CBLO &amp; Others</b>                     | <b>4.49%</b>  |



|                            |              |
|----------------------------|--------------|
| <b>Maturity (in years)</b> | <b>7.38</b>  |
| <b>Yield to Maturity</b>   | <b>7.74%</b> |
| <b>Modified Duration</b>   | <b>4.60</b>  |
| <b>Maturity Profile</b>    |              |


**Fund Update:**

Exposure to NCD has slightly decreased to 44.98% from 45.16% and MMI has increased to 4.49% from 2.72% on a MOM basis.

Builder fund continues to be predominantly invested in highest rated fixed income instruments.

Refer annexure for complete portfolio details.



## About The Fund

Date of Inception: 18-Jul-05

**OBJECTIVE:** The objective of this investment fund is to achieve value creation of the policyholder at an average risk level over medium to long-term period.

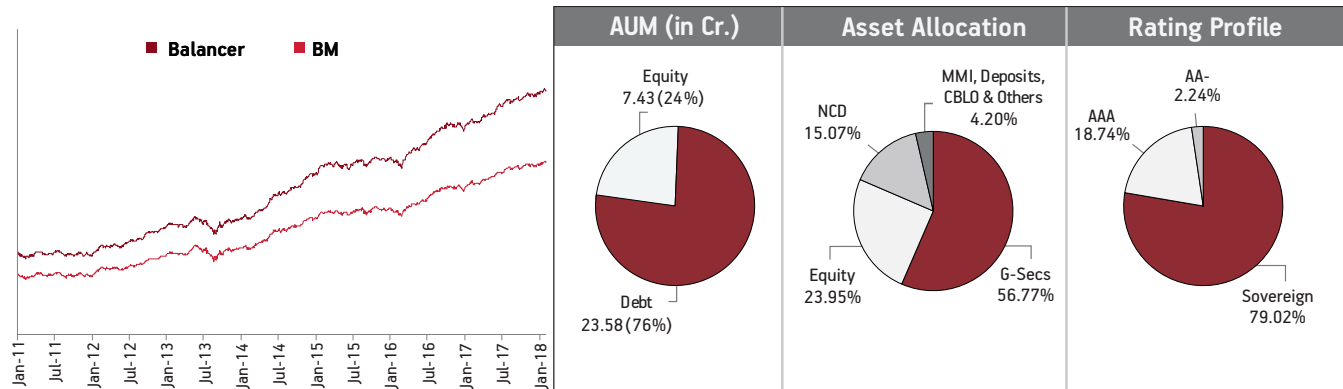
**STRATEGY:** The strategy is to invest predominantly in debt securities with an additional exposure to equity, maintaining medium term duration profile of the portfolio.

NAV as on 31st January 2018: ₹ 33.9075

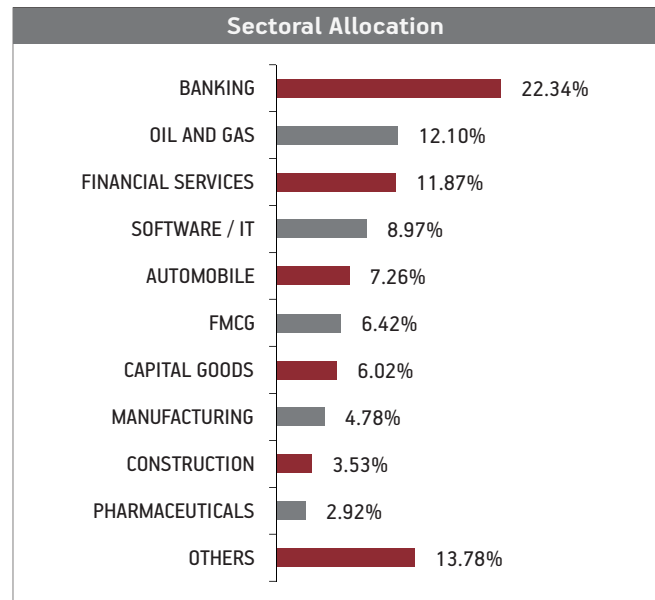
BENCHMARK: BSE 100, Crisil Composite Bond Fund Index & Crisil Liquid Fund Index

Asset held as on 31st January 2018: ₹ 31.01 Cr

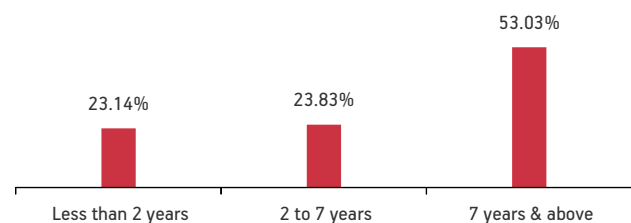
FUND MANAGER: Mr. Deven Sangoi (Equity), Mr. Ajit Kumar (Debt)



| SECURITIES   | Holding       |
|--|---------------|
| <b>GOVERNMENT SECURITIES</b>                                 | <b>56.77%</b> |
| 8.17% GOI 2044 (MD 01/12/2044)                               | 8.23%         |
| 8.33% GOI 2026 (MD 09/07/2026)                               | 6.69%         |
| 8.97% GOI 2030 (MD 05/12/2030)                               | 6.19%         |
| 8.20% GOI (MD 15/02/2022)                                    | 5.65%         |
| 9.23% GOI 2043 (MD 23/12/2043)                               | 5.60%         |
| 8.60% GOI 2028 (MD 02/06/2028)                               | 5.14%         |
| 5.64% GOI (MD 02/01/2019)                                    | 3.04%         |
| 7.95% GOI 2032 (28.08.2032)                                  | 2.94%         |
| 8.32% GOI (MD 02/08/2032)                                    | 2.02%         |
| 8.30% GOI 2042 (MD 31/12/2042)                               | 1.71%         |
| Other Government Securities                                  | 9.56%         |
| <b>CORPORATE DEBT</b>  | <b>15.07%</b> |
| 9.00% Export Import Bank Of India NCD (MD 10/01/2019)        | 4.25%         |
| 9.39% Power Finance Corporation Ltd NCD (MD 27/08/2019)      | 3.30%         |
| 9.47% Power Grid Corporation Ltd NCD (MD 31/03/2022)         | 2.56%         |
| 9.35% Power Grid Corporation NCD (MD 29/08/2021)             | 1.69%         |
| 8.90% Steel Authority Of India (MD 01/05/2019) CALL FR 01/05 | 1.61%         |
| 10.85% RECL Ltd NCD (MD 14/08/2018)                          | 0.98%         |
| 9.36% Power Finance Corpn. Ltd. NCD (MD 01/08/2021)          | 0.68%         |
| <b>EQUITY</b>  | <b>23.95%</b> |
| HDFC Bank Ltd  | 2.23%         |
| Reliance Industries Limited                                  | 1.92%         |
| HDFC   | 1.39%         |
| Larsen & Toubro Ltd  | 0.95%         |
| ICICI Bank Ltd   | 0.91%         |
| Infosys Limited  | 0.87%         |
| ITC Ltd  | 0.86%         |
| Maruti Suzuki India Limited                                  | 0.67%         |
| Tata Motors Limited  | 0.62%         |
| HCL Technologies Limited                                     | 0.61%         |
| Other Equity   | 12.93%        |
| <b>MMI, Deposits, CBLO &amp; Others</b>                      | <b>4.20%</b>  |



|                            |              |
|----------------------------|--------------|
| <b>Maturity (in years)</b> | <b>10.75</b> |
| <b>Yield to Maturity</b>   | <b>7.61%</b> |
| <b>Modified Duration</b>   | <b>5.76</b>  |
| <b>Maturity Profile</b>    |              |



### Fund Update:

Exposure to equities has slightly decreased to 23.95% from 24.95% and MMI has increased to 4.20% from 3.59% on a MOM basis.


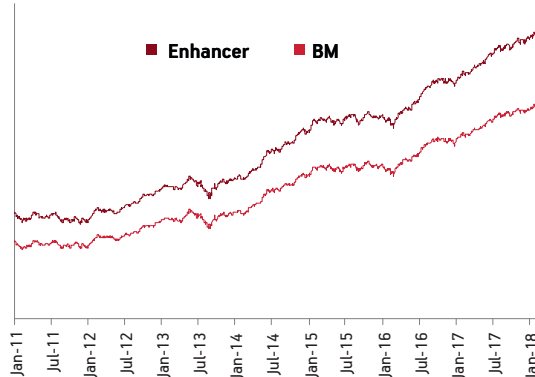
Balancer fund continues to be predominantly invested in highest rated fixed income instruments.

Refer annexure for complete portfolio details.

**About The Fund**
**Date of Inception: 22-Mar-01**

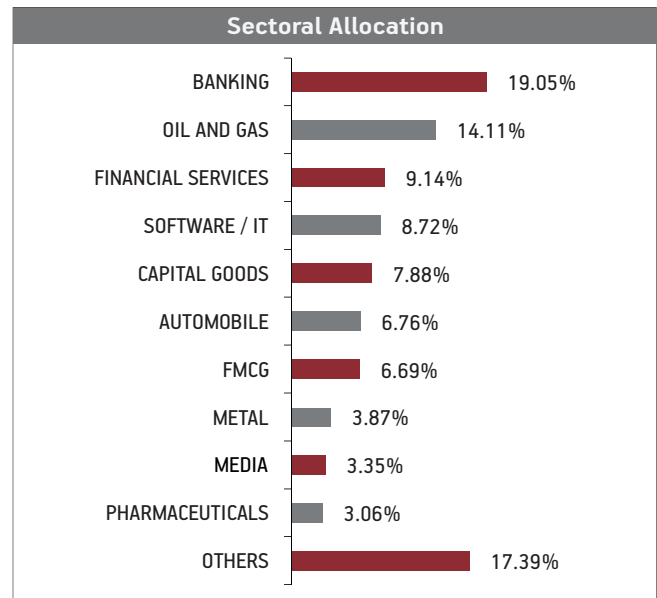
**OBJECTIVE:** To grow capital through enhanced returns over a medium to long-term period through investments in equity and debt instruments, thereby providing a good balance between risk and return. This investment fund is suitable for those who want to earn higher return on investment through balanced exposure to equity and debt securities.

**STRATEGY:** To earn capital appreciation by maintaining a diversified equity portfolio and seek to earn regular returns on the fixed income portfolio by active management resulting in wealth creation for policy owners.

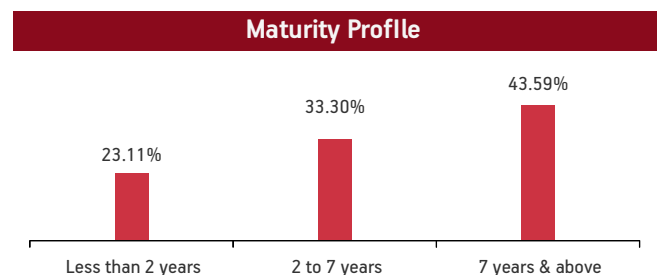
**NAV as on 31st January 2018: ₹ 61.5963**
**BENCHMARK: BSE 100, Crisil Composite Bond Fund Index & Crisil Liquid Fund Index**
**Asset held as on 31st January 2018: ₹ 6853.82 Cr**
**FUND MANAGER: Mr. Sameer Mistry (Equity), Mr. Ajit Kumar PPB (Debt)**


| SECURITIES  | Holding       |
|---|---------------|
| <b>GOVERNMENT SECURITIES</b>                                  | <b>27.33%</b> |
| 9.23% GOI 2043 (MD 23/12/2043)                                | 3.26%         |
| 8.60% GOI 2028 (MD 02/06/2028)                                | 2.89%         |
| 8.83% GOI 2023 (MD 25/11/2023)                                | 1.84%         |
| 9.20% GOI 2030 (MD 30/09/2030)                                | 1.51%         |
| 8.17% GOI 2044 (MD 01/12/2044)                                | 1.46%         |
| 6.97% GOI 2026 (MD 06/09/2026)                                | 1.31%         |
| 7.88% GOI 2030 (MD 19/03/2030)                                | 1.25%         |
| 7.95% GOI 2032 (28.08.2032)                                   | 1.22%         |
| 6.79% GOI 2029 (MD 26/12/2029)                                | 1.10%         |
| 8.26% GOI 2027 (MD - 02/08/2027)                              | 0.97%         |
| Other Government Securities                                   | 10.52%        |
| <b>CORPORATE DEBT</b>   | <b>33.10%</b> |
| 2% Tata Steel Ltd NCD (MD 23/04/2022)                         | 1.04%         |
| 10.75% Reliance Industries Ltd NCD (MD 08/12/2018)            | 0.81%         |
| 9.05% SBI Perpetual NCD (CALL - 27/01/2020) Step Up Rate 9.55 | 0.71%         |
| 9.55% Hindalco Industries Ltd. NCD (MD 25/04/2022)            | 0.65%         |
| 7.23% Power Finance Corpn. Ltd. NCD (MD 05/01/2027) (Sr:155   | 0.56%         |
| 9.10% SBI Perpetual NCD CALL/Step-Up 25/11/2019               | 0.45%         |
| 8.55% IRFC NCD (MD 15/01/2019)                                | 0.43%         |
| 7.50% Apollo Tyres Limited Maturity 20Th Oct 2023             | 0.42%         |
| 10.85% Punjab National Bank (MD 29/09/2023) CALL 29/09/2018   | 0.40%         |
| 9.02% Rural Electrification Corpn. Ltd. NCD (MD 19/11/2022)   | 0.38%         |
| Other Corporate Debt  | 27.24%        |
| <b>EQUITY</b>   | <b>32.86%</b> |
| HDFC Bank Ltd   | 2.71%         |
| Reliance Industries Limited                                   | 2.39%         |
| HDFC  | 2.24%         |
| ITC Ltd   | 1.83%         |
| Larsen & Toubro Ltd   | 1.60%         |
| Infosys Limited   | 1.44%         |
| ICICI Bank Ltd  | 1.41%         |
| Gail (India) Limited  | 0.84%         |
| Zee Entertainment Enterprises Limited                         | 0.82%         |
| Mahindra & Mahindra Limited                                   | 0.78%         |
| Other Equity  | 16.79%        |
| <b>MMI, Deposits, CBLO &amp; Others</b>                       | <b>6.71%</b>  |

Refer annexure for complete portfolio details.



|                            |              |
|----------------------------|--------------|
| <b>Maturity (in years)</b> | <b>8.27</b>  |
| <b>Yield to Maturity</b>   | <b>7.76%</b> |
| <b>Modified Duration</b>   | <b>4.97</b>  |


**Fund Update:**

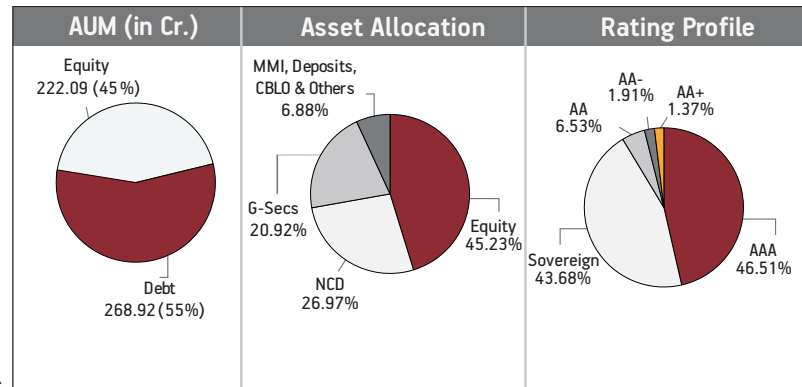
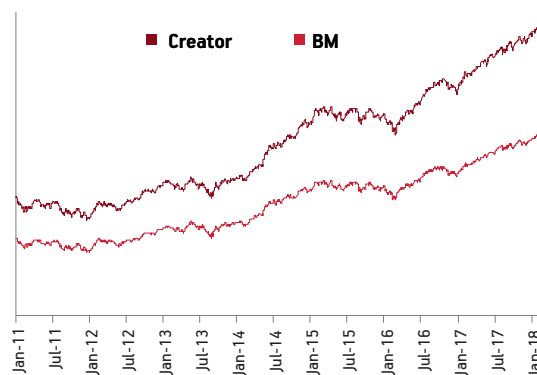
Exposure to equities has decreased to 32.86% from 34.04% and MMI has slightly increased to 6.71% from 6.19% on a MOM basis.

Enhancer fund continues to be predominantly invested in highest rated fixed income instruments.

**About The Fund**
**Date of Inception: 23-Feb-04**

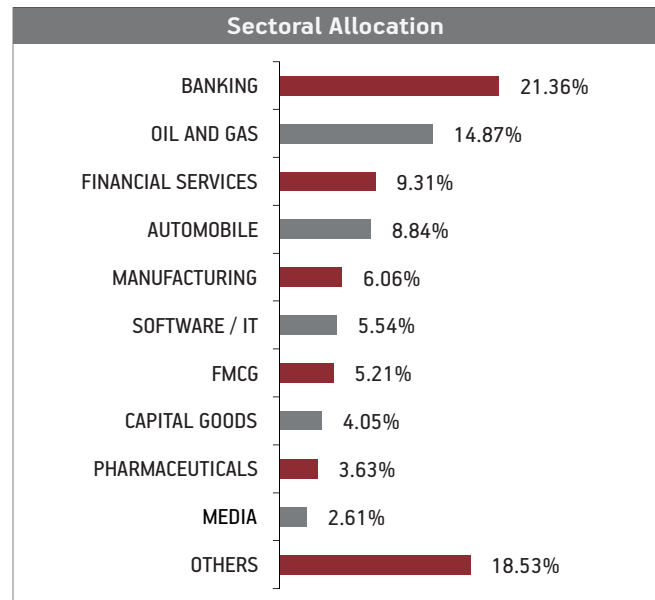
**OBJECTIVE:** To achieve optimum balance between growth and stability to provide long-term capital appreciation with balanced level of risk by investing in fixed income securities and high quality equity security. This fund option is for those who are willing to take average to high level of risk to earn attractive returns over a long period of time.

**STRATEGY:** To invest into fixed income securities & maintaining diversified equity portfolio along with active fund management of the policyholder's wealth in long run.

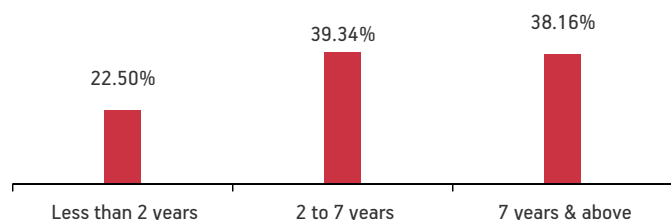
**NAV as on 31st January 2018: ₹ 52.1957**
**BENCHMARK: BSE 100, Crisil Composite Bond Fund Index & Crisil Liquid Fund Index**
**Asset held as on 31st January 2018: ₹ 491.01 Cr**
**FUND MANAGER: Mr. Trilok Agarwal (Equity), Mr. Ajit Kumar PPB (Debt)**


| SECURITIES   | Holding       |
|--|---------------|
| <b>GOVERNMENT SECURITIES</b>                                   | <b>20.92%</b> |
| 9.23% GOI 2043 (MD 23/12/2043)                                 | 4.71%         |
| 8.28% GOI 2027 (MD 21/09/2027)                                 | 2.65%         |
| 8.33% GOI 2026 (MD 09/07/2026)                                 | 2.11%         |
| 7.88% GOI 2030 (MD 19/03/2030)                                 | 2.05%         |
| 6.97% GOI 2026 (MD 06/09/2026)                                 | 1.95%         |
| 8.60% GOI 2028 (MD 02/06/2028)                                 | 1.08%         |
| 8.40% GOI 2024 (MD 28/07/2024)                                 | 1.06%         |
| 7.59% GOI 2026 (MD 11/01/2026)                                 | 0.91%         |
| 8.24% GOI (MD 15/02/2027)                                      | 0.86%         |
| 8.13% GOI (MD 21/09/2022)                                      | 0.68%         |
| Other Government Securities                                    | 2.84%         |
| <b>CORPORATE DEBT</b>  | <b>26.97%</b> |
| 9.40% Rural Electrification Corpn. Ltd. NCD (MD 17/07/2021)    | 3.85%         |
| 8.75% HDFC Ltd. NCD (04/03/2021) (Series P-002) (Put Opt 14/0) | 2.10%         |
| 8.29% MTNL NCD (MD 28/11/2024) Series IV-D 2014                | 2.08%         |
| 8.51% India Infradebt Ltd NCD (MD 10/05/2021) Sr I             | 1.47%         |
| 8.50% Repco Home Finance Ltd NCD (MD 04/10/2019)               | 1.23%         |
| 7.69% BPCL Ltd NCD (MD 16/01/2023)-2018-Series I               | 1.21%         |
| 11% Power Finance Corp. Ltd NCD (MD 15/09/2018)                | 1.14%         |
| 8.85% Axis Bank NCD (MD 05/12/2024)                            | 1.06%         |
| 8.85% Bajaj Finance Limited NCD (MD 23/03/2021)(Series 159-    | 1.05%         |
| 8.72% Kotak Mahindra Bank Ltd NCD (MD 14/01/2022)              | 1.05%         |
| Other Corporate Debt   | 10.73%        |
| <b>EQUITY</b>  | <b>45.23%</b> |
| HDFC Bank Ltd  | 3.31%         |
| HDFC   | 2.86%         |
| Maruti Suzuki India Limited                                    | 2.44%         |
| Reliance Industries Limited                                    | 2.38%         |
| ITC Ltd  | 2.36%         |
| Infosys Limited  | 1.60%         |
| ICICI Bank Ltd   | 1.45%         |
| GAIL (India) Limited   | 1.44%         |
| Yes Bank Limited   | 1.35%         |
| IndusInd Bank Ltd  | 1.23%         |
| Other Equity   | 24.82%        |
| <b>MMI, Deposits, CBLO &amp; Others</b>                        | <b>6.88%</b>  |

Refer annexure for complete portfolio details.



|                            |              |
|----------------------------|--------------|
| <b>Maturity (in years)</b> | <b>8.12</b>  |
| <b>Yield to Maturity</b>   | <b>7.75%</b> |
| <b>Modified Duration</b>   | <b>4.87</b>  |
| <b>Maturity Profile</b>    |              |


**Fund Update:**

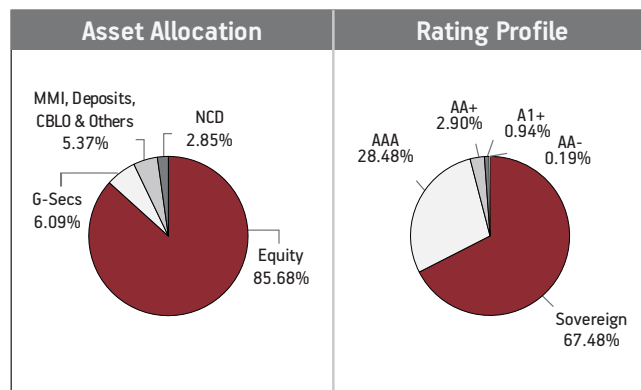
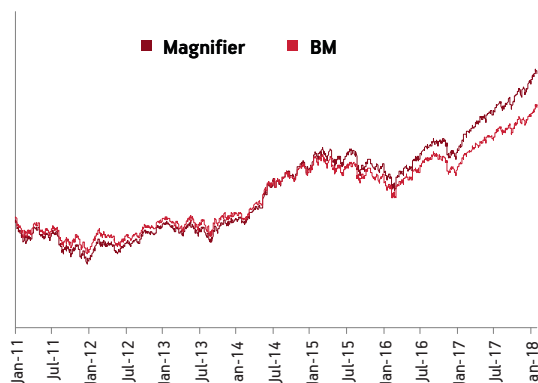
Exposure to equities has decreased to 45.23% from 47.21% and MMI has decreased to 6.88% from 7.12% on a MOM basis.

Creator fund continues to be predominantly invested in large cap stocks and maintains a well diversified portfolio with investments made across various sectors.

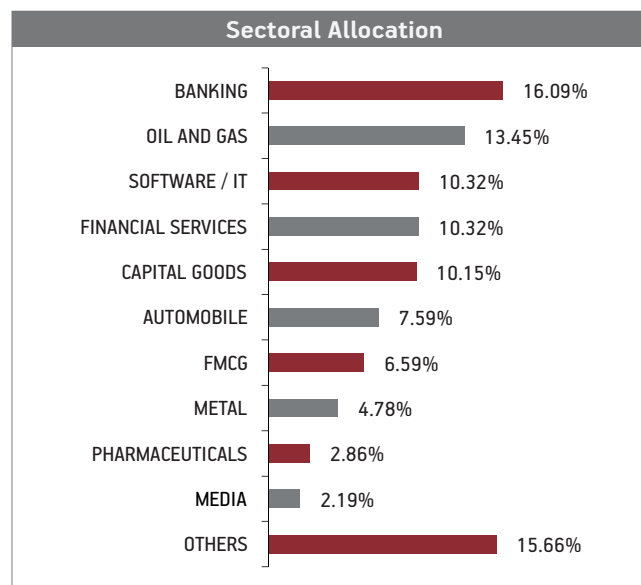
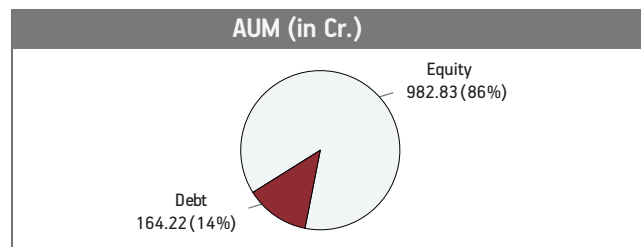
**About The Fund**
**Date of Inception: 12-Aug-04**
**OBJECTIVE:** To maximize wealth by actively managing a diversified equity portfolio.

**STRATEGY:** To invest in high quality equity security to provide long-term capital appreciation with high level of risk. This fund is suitable for those who want to have wealth maximization over long-term period with equity market dynamics.

**NAV as on 31st January 2018: ₹ 58.2969**
**BENCHMARK:** BSE 100 & Crisil Liquid Fund Index

**Asset held as on 31st January 2018: ₹ 1147.05 Cr**
**FUND MANAGER:** Mr. Deven Sangoi (Equity), Mr. Ajit Kumar PPB (Debt)


| SECURITIES   | Holding       |
|--|---------------|
| <b>GOVERNMENT SECURITIES</b>                                 | <b>6.09%</b>  |
| 364 Days Tbill (MD 19/07/2018)                               | 4.24%         |
| 312 Days Tbill (MD 16/03/2018)                               | 1.30%         |
| 364 Days Tbill (MD 05/07/2018)                               | 0.26%         |
| 364 Days Tbill (MD 13/09/2018)                               | 0.25%         |
| 8.24% GOI (MD 22/04/2018)                                    | 0.05%         |
| <b>CORPORATE DEBT</b>  | <b>2.85%</b>  |
| 9.80% Indiabulls Housing Finance Ltd NCD OP. LI Anually Comp | 1.11%         |
| 8.58% HDFC Ltd NCD (MD 08/05/2018)                           | 0.44%         |
| 8.60% Kotak Mahindra Prime Ltd NCD (MD 18/05/2018)           | 0.26%         |
| 8.96 Hero Fincorp Ltd NCD (MD 23/04/2018) (Series No. HFCL/N | 0.26%         |
| 9.43% IRFC NCD (MD 23/05/2018)                               | 0.18%         |
| 9.81% Power Finance Corporation Ltd (MD 07/10/2018)          | 0.15%         |
| 8.90% Power Finance Corporation Ltd (MD 18/03/2018)          | 0.14%         |
| 8.95% Power Finance Corporation Ltd (MD 11/03/2018)          | 0.14%         |
| 8.60% LIC Housing Finance Ltd NCD (MD 20/06/2018)            | 0.07%         |
| 11% Power Finance Corporation Ltd NCD (MD 15/09/2018)        | 0.04%         |
| Other Corporate Debt   | 0.06%         |
| <b>EQUITY</b>  | <b>85.68%</b> |
| HDFC Bank Ltd  | 6.30%         |
| Reliance Industries Limited                                  | 5.92%         |
| HDFC   | 5.58%         |
| ITC Ltd  | 4.74%         |
| Larsen & Toubro Ltd  | 4.25%         |
| Infosys Limited  | 3.89%         |
| ICICI Bank Ltd   | 3.51%         |
| Maruti Suzuki India Limited                                  | 2.34%         |
| Tata Motors Limited  | 2.10%         |
| Mahindra & Mahindra Limited                                  | 2.06%         |
| Other Equity   | 45.01%        |
| <b>MMI, Deposits, CBLO &amp; Others</b>                      | <b>5.37%</b>  |


**Fund Update:**

Exposure to equities has decreased to 85.68% from 86.70% and MMI has increased to 5.37% from 4.91% on a MOM basis.

Magnifier fund continues to be predominantly invested in large cap stocks and maintains a well diversified portfolio with investments made across various sectors.

Modified Duration of the Fund is 0.09.

Refer annexure for complete portfolio details.

## About The Fund

Date of Inception: 12-Jun-07

**OBJECTIVE:** To provide long term capital appreciation by actively managing a well-diversified equity portfolio of fundamentally strong blue chip companies. Further, the fund seeks to provide a cushion against the sudden volatility in the equities through some investments in short term money market instruments.

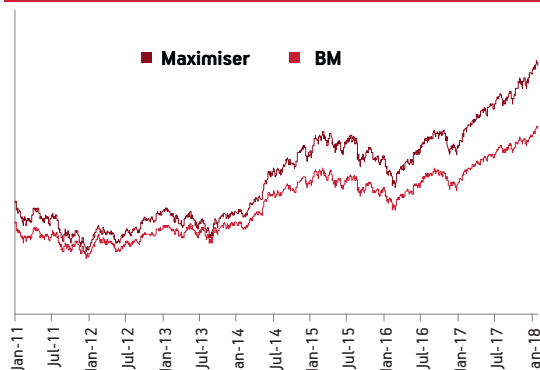
**STRATEGY:** To build and actively manage a well-diversified equity portfolio of value and growth driven stocks by following a research focused investment approach. While appreciating the high risk associated with equities, the fund would attempt to maximize the risk-return pay off for the long-term advantage of the policyholders. The fund will also explore the option of having exposure to quality mid cap stocks. The non-equity portion of the fund will be invested in good rated (P1/A1 & above) money market instruments and fixed deposits. The fund will also maintain a reasonable level of liquidity.

NAV as on 31st January 2018: ₹ 29.4845

BENCHMARK: BSE 100 & Crisil Liquid Fund Index

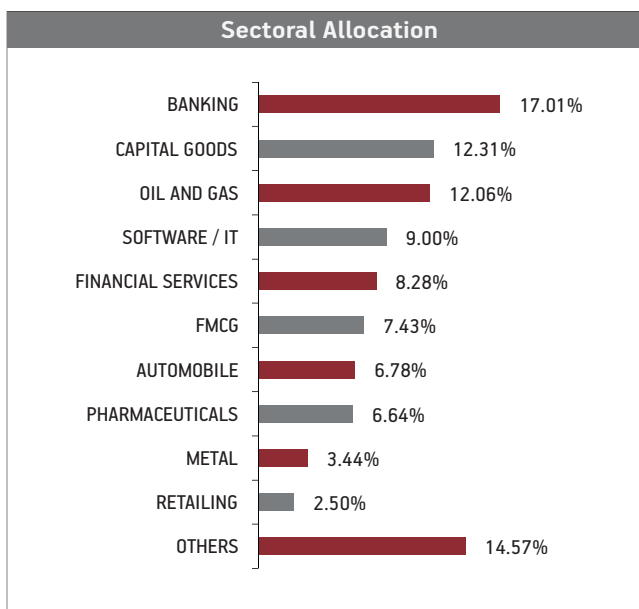
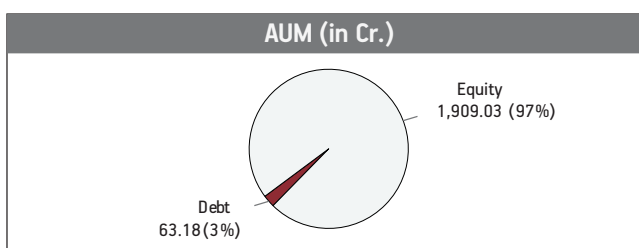

Asset held as on 31st January 2018: ₹ 1972.21 Cr

FUND MANAGER: Mr. Sameer Mistry



| SECURITIES                  | Holding       |
|-----------------------------|---------------|
| <b>EQUITY</b>               | <b>96.80%</b> |
| HDFC Bank Ltd               | 8.05%         |
| Reliance Industries Limited | 6.51%         |
| ITC Ltd                     | 5.20%         |
| HDFC                        | 4.95%         |
| Infosys Limited             | 4.56%         |
| ICICI Bank Ltd              | 4.53%         |
| Larsen & Toubro Ltd         | 4.46%         |
| State Bank Of India         | 3.37%         |
| Maruti Suzuki India Limited | 2.55%         |
| GAIL (India) Limited        | 2.54%         |
| Other Equity                | 50.10%        |

|   |              |
|---|--------------|
| <b>MMI, Deposits, CBLO &amp; Others</b> | <b>3.20%</b> |
|---|--------------|



### Fund Update:

Exposure to equities has decreased to 96.80% from 97.81% and MMI has increased to 3.20% from 2.19% on a MOM basis.

Maximiser fund is predominantly invested in large cap stocks and maintains a well diversified portfolio with investments made across various sectors.

Refer annexure for complete portfolio details.



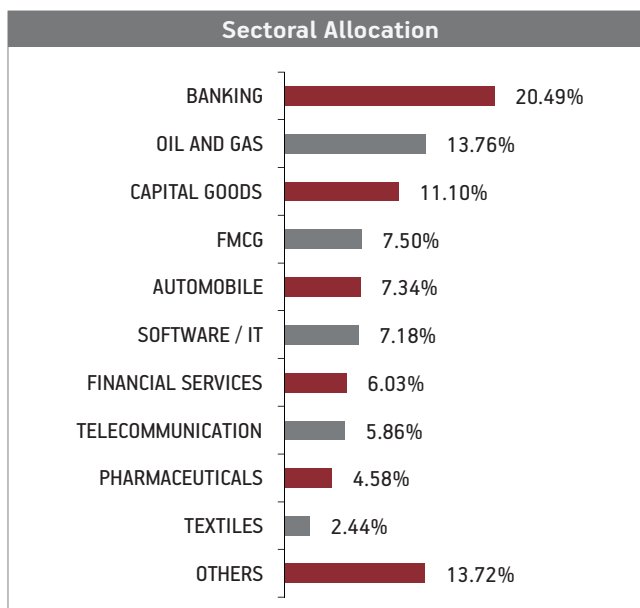
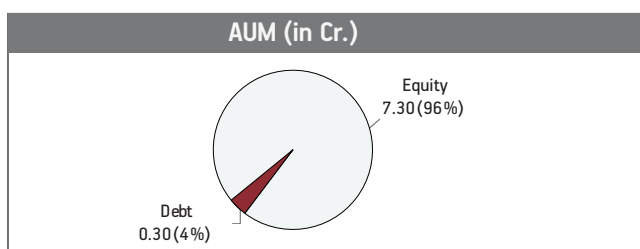

**About The Fund**
**Date of Inception: 01-Jan-14**

**OBJECTIVE:** To provide long term capital appreciation by actively managing a well-diversified equity portfolio of fundamentally strong bluechip companies. Further, the fund seeks to provide a cushion against the sudden volatility in the equities through some investments in short-term money market instruments.

**STRATEGY:** To build and actively manage a well-diversified equity portfolio of value and growth driven stocks by following a research focused investment approach. While appreciating the high risk associated with equities, the fund would attempt to maximise the risk-return pay off for the long-term advantage of the policyholders. The fund will also explore the option of having exposure to quality mid-cap stocks. The non-equity portion of the fund will be invested in good rated (P1/A1 & above) money market instruments and fixed deposits. The fund will also maintain a reasonable level of liquidity.

**NAV as on 31st January 2018: ₹ 17.9794**
**Asset held as on 31st January 2018: ₹ 7.60 Cr**
**FUND MANAGER: Mr. Sameer Mistry**

| SECURITIES                              | Holding       |
|---|---------------|
| <b>EQUITY</b>                           | <b>96.08%</b> |
| HDFC Bank Ltd                           | 8.50%         |
| Reliance Industries Limited             | 5.83%         |
| Infosys Limited                         | 5.04%         |
| ICICI Bank Ltd                          | 4.31%         |
| Larsen & Toubro Ltd                     | 4.28%         |
| ITC Ltd                                 | 4.12%         |
| State Bank Of India                     | 3.80%         |
| Mahindra & Mahindra Limited             | 3.53%         |
| GAIL (India) Limited                    | 3.45%         |
| Tata Communications Limited             | 2.86%         |
| Other Equity                            | 50.36%        |
| <b>MMI, Deposits, CBLO &amp; Others</b> | <b>3.92%</b>  |


**Fund Update:**

Exposure to equities has decreased to 96.08% from 98.55% and MMI has increased to 3.92% from 1.45% on a MOM basis.

Maximiser Guaranteed fund is predominantly invested in large cap stocks and maintains a well diversified portfolio with investments made across various sectors.

Refer annexure for complete portfolio details.

## About The Fund

Date of Inception: 06-Jul-09

**OBJECTIVE:** To generate long-term capital appreciation for policy holders by making investments in fundamentally strong and liquid large cap companies.

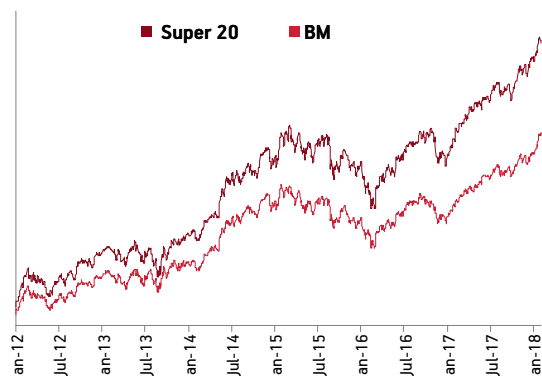
**STRATEGY:** To build and actively manage an equity portfolio of 20 fundamentally strong large cap stocks in terms of market capitalization by following an in-depth research-focused investment approach. The fund will attempt to adequately diversify across sectors. The fund will invest in companies having financial strength, robust, efficient & visionary management, enjoying competitive advantage along with good growth prospects & adequate market liquidity. The fund will adopt a disciplined yet flexible long-term approach towards investing with a focus on generating long-term capital appreciation. The non-equity portion of the fund will be invested in high rated money market instruments and fixed deposits. The fund will also maintain reasonable level of liquidity.

NAV as on 31st January 2018: ₹ 27.9555

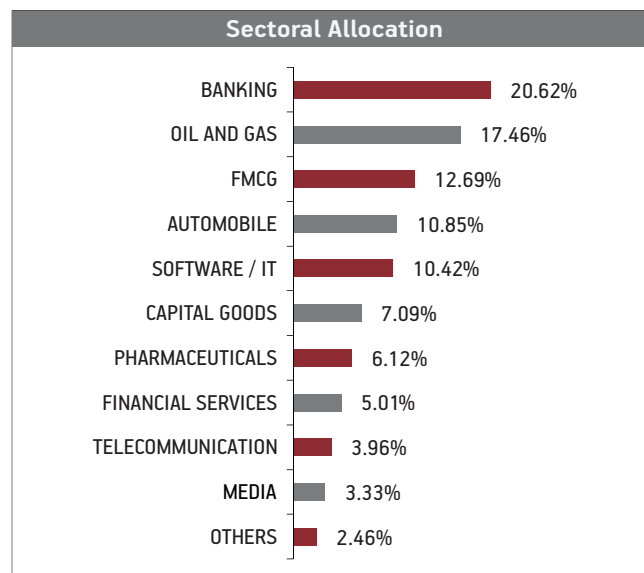
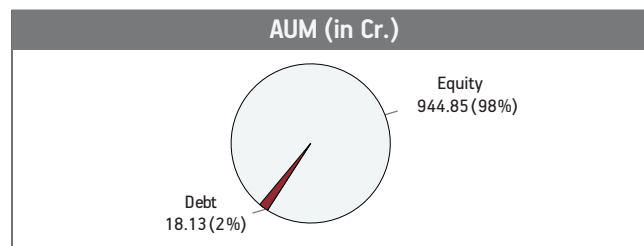
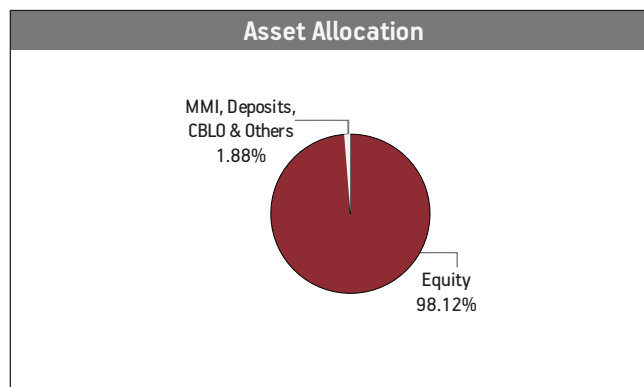
BENCHMARK: BSE Sensex & Crisil Liquid Fund Index

Asset held as on 31st January 2018: ₹ 962.98 Cr

FUND MANAGER: Mr. Sameer Mistry



| SECURITIES                              | Holding       |
|---|---------------|
| <b>EQUITY</b>                           | <b>98.12%</b> |
| HDFC Bank Ltd                           | 9.76%         |
| Reliance Industries Limited             | 8.72%         |
| ITC Ltd                                 | 7.75%         |
| Larsen & Toubro Ltd                     | 6.96%         |
| ICICI Bank Ltd                          | 6.85%         |
| Infosys Limited                         | 6.67%         |
| GAIL (India) Limited                    | 5.72%         |
| HDFC                                    | 4.92%         |
| Nestle India Limited                    | 4.70%         |
| Maruti Suzuki India Limited             | 4.59%         |
| Other Equity                            | 31.49%        |
| <b>MMI, Deposits, CBLO &amp; Others</b> | <b>1.88%</b>  |



### Fund Update:

Exposure to equities has decreased to 98.12% from 99.20% and MMI has increased to 1.88% from 0.80% on a MOM basis.

Super 20 fund is predominantly invested in large cap stocks and maintains a concentrated portfolio.

Refer annexure for complete portfolio details.

## About The Fund

Date of Inception: 30-Oct-07

**OBJECTIVE:** To provide long-term wealth maximization by actively managing a well-diversified equity portfolio, predominantly comprising of companies whose market capitalisation is close to Rs. 1000 crores and above.

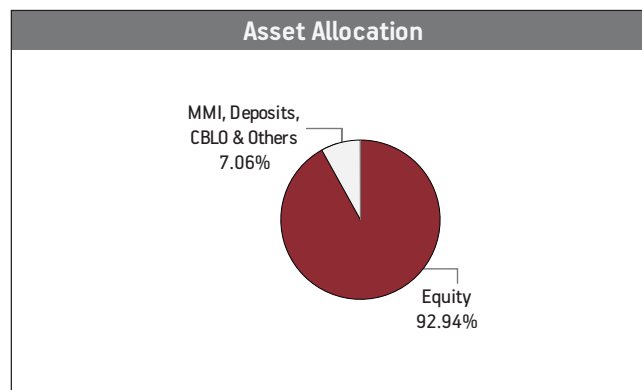
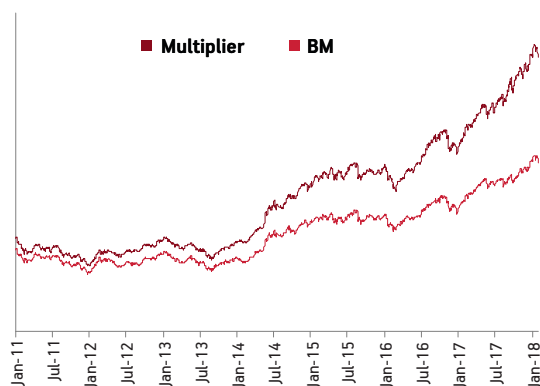
**STRATEGY:** To build and actively manage a well-diversified equity portfolio of value and growth driven stocks by following a research driven investment approach. The investments would be predominantly made in mid-cap stocks, with an option to invest 30% in large-cap stocks as well. While appreciating the high risk associated with equities, the fund would attempt to maximize the risk-return pay-off for the long-term advantage of the policyholders. The fund will also maintain reasonable level of liquidity.

NAV as on 31st January 2018: ₹ 38.7604

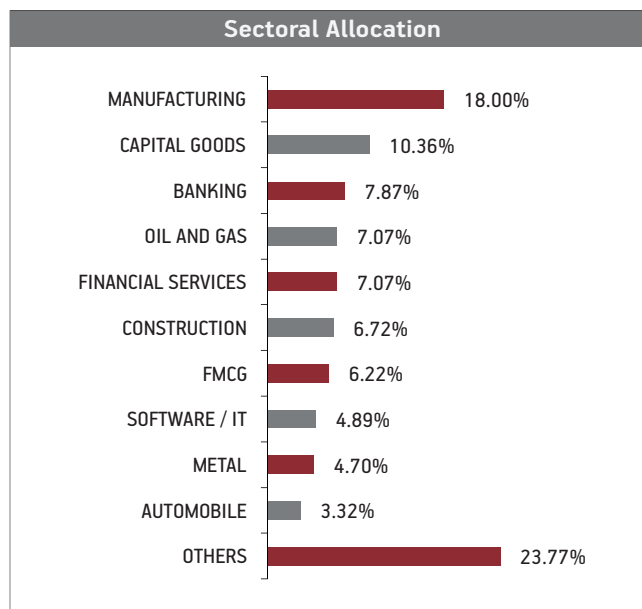
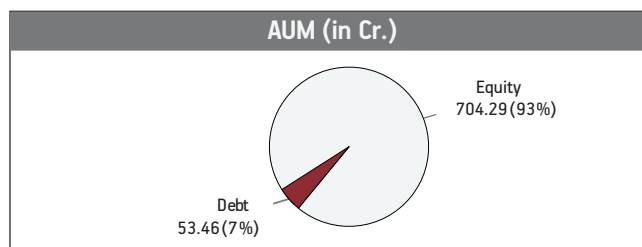
BENCHMARK: Nifty Free Float Midcap 100 & Crisil Liquid Fund Index

Asset held as on 31st January 2018: ₹ 757.76 Cr

FUND MANAGER: Mr. Deven Sangoi



| SECURITIES                              | Holding       |
|---|---------------|
| <b>EQUITY</b>                           | <b>92.94%</b> |
| YES Bank Ltd                            | 3.67%         |
| Bajaj Electricals Limited               | 3.40%         |
| Future Retail Limited                   | 2.93%         |
| Dixon Technologies (India) Ltd          | 2.36%         |
| Delta Corp Limited                      | 2.29%         |
| Sunteck Realty Limited                  | 2.24%         |
| IndusInd Bank Ltd                       | 2.10%         |
| Steel Authority Of India Limited        | 2.09%         |
| Tata Motors Limited                     | 2.04%         |
| Khadim India Limited                    | 2.03%         |
| Other Equity                            | 67.80%        |
| <b>MMI, Deposits, CBLO &amp; Others</b> | <b>7.06%</b>  |



### Fund Update:

Exposure to equities has decreased to 92.94% from 95.44% and MMI has increased to 7.06% from 4.56% on MOM basis.

Multiplier fund is predominantly invested in high quality mid cap stocks and maintains a well diversified portfolio with investments made across various sectors.

Refer annexure for complete portfolio details.

## About The Fund

Date of Inception: 09-Mar-12

**OBJECTIVE:** To provide long-term wealth creation by actively managing portfolio through investment in selective businesses. Fund will not invest in businesses that provide goods or services in gambling, lottery /contests, animal produce, liquor, tobacco, entertainment like films or hotels, banks and financial institutions.

**STRATEGY:** To build and actively manage a well-diversified equity portfolio of value and growth driven fundamentally strong companies by following a research-focused investment approach. Equity investments in companies will be made in strict compliance with the objective of the fund. The fund will not invest in banks and financial institutions and companies whose interest income exceeds 3% of total revenues. Investment in leveraged-firms is restrained on the provision that heavily indebted companies ought to serve a considerable amount of their revenue in interest payments.

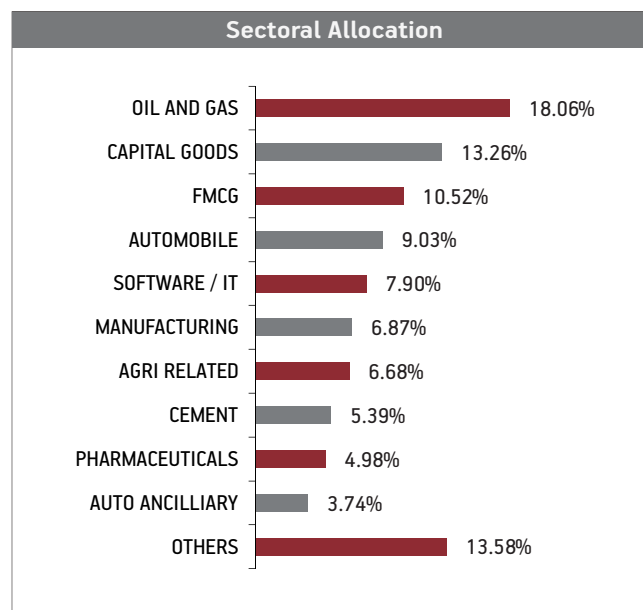
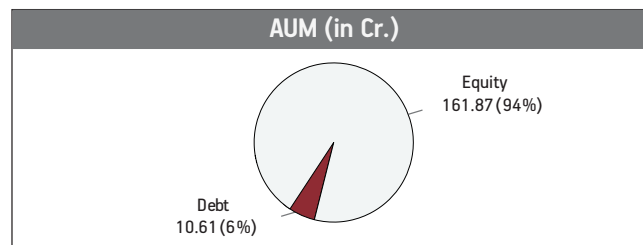
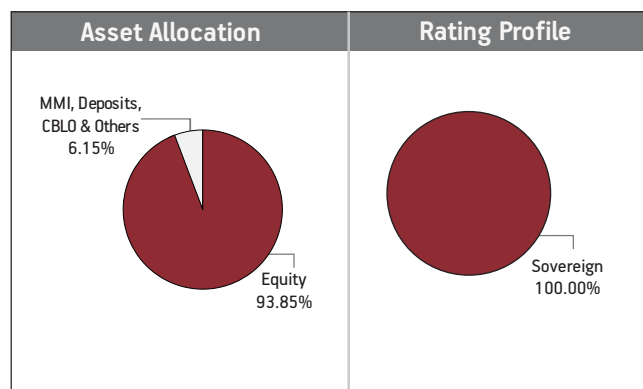
NAV as on 31st January 2018: ₹ 29.2463

Asset held as on 31st January 2018: ₹ 172.49 Cr

FUND MANAGER: Mr. Trilok Agarwal

| SECURITIES                  | Holding       |
|-----------------------------|---------------|
| <b>EQUITY</b>               | <b>93.85%</b> |
| Reliance Industries Ltd     | 6.85%         |
| Larsen & Toubro Ltd         | 3.61%         |
| GAIL (India) Limited        | 3.09%         |
| Mahindra & Mahindra Limited | 2.76%         |
| Bajaj Electricals Limited   | 2.54%         |
| Maruti Suzuki India Limited | 2.45%         |
| Navkar Corporation Limited  | 2.37%         |
| UPL Limited                 | 2.35%         |
| Cyient Limited              | 2.21%         |
| GE Power India Ltd          | 2.10%         |
| Other Equity                | 63.53%        |

|   |              |
|---|--------------|
| <b>MMI, Deposits, CBLO &amp; Others</b> | <b>6.15%</b> |
|---|--------------|



### Fund Update:

Exposure to equities has increased to 93.85% from 91.12% and MMI has decreased to 6.15% from 8.88% on a MOM basis.

Pure Equity fund maintains a diversified portfolio across various sectors excluding Media, Financial and Liquor sector.

Refer annexure for complete portfolio details.

## About The Fund

Date of Inception: 09-Mar-12

**OBJECTIVE:** To provide long-term wealth maximization by managing a well-diversified equity portfolio predominantly comprising of deep value stocks with strong price and earnings momentum.

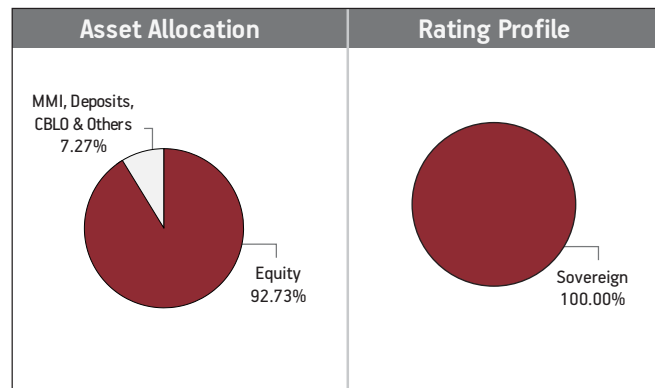
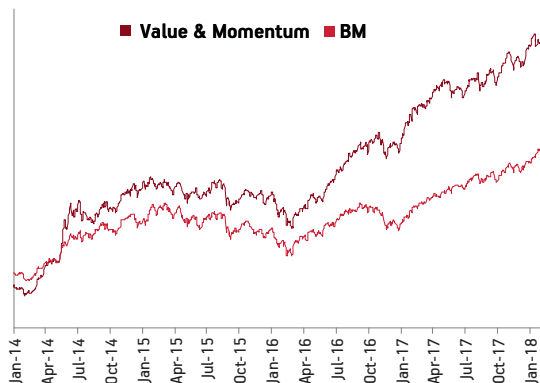
**STRATEGY:** To build and manage a well-diversified equity portfolio of value and momentum driven stocks by following a prudent mix of qualitative and quantitative investment factors. This strategy has outperformed the broader market indices over long-term. The fund would seek to identify companies, which have attractive business fundamentals, competent management and prospects of robust future growth and are yet available at a discount to their intrinsic value and display good momentum. The fund will also maintain reasonable levels of liquidity.

NAV as on 31st January 2018: ₹ 25.6707

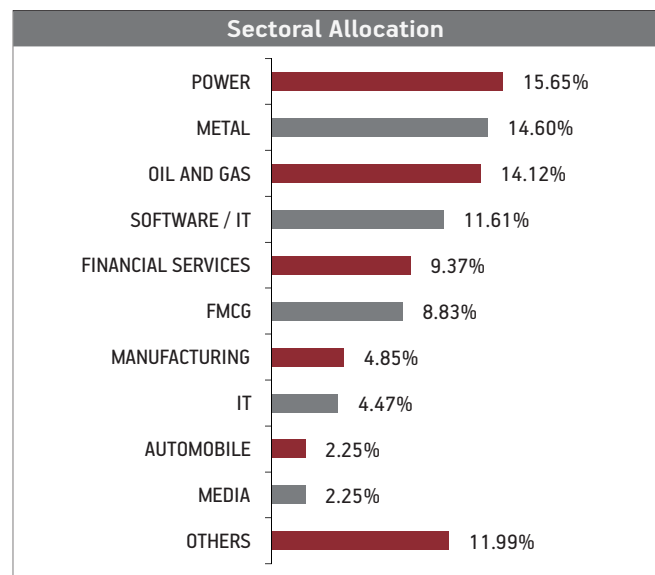
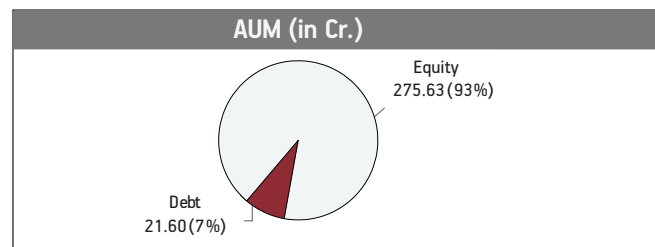
BENCHMARK: BSE 100 & Crisil Liquid Fund Index

Asset held as on 31st January 2018: ₹ 297.23 Cr

FUND MANAGER: Mr. Deven Sangoi



| SECURITIES   | Holding       |
|--|---------------|
| <b>EQUITY</b>                                      | <b>92.73%</b> |
| Bajaj Corp Limited                                 | 5.03%         |
| Sonata Software Limited                            | 4.15%         |
| NLC India Ltd                                      | 3.84%         |
| Indiabulls Housing Finance Limited                 | 3.45%         |
| Coal India Limited                                 | 3.26%         |
| Oil India Limited                                  | 3.17%         |
| Procter And Gamble Hygiene And Health Care Limited | 3.16%         |
| National Aluminium Company Limited                 | 3.13%         |
| SJVN Ltd   | 3.10%         |
| Oil And Natural Gas Corporation Limited            | 2.97%         |
| Other Equity                                       | 57.48%        |
| <b>MMI, Deposits, CBLO &amp; Others</b>            | <b>7.27%</b>  |



### Fund Update:

Exposure to equities has increased to 92.73% from 91.11% and MMI has decreased to 7.27% from 8.89% on a MOM basis.

Value & Momentum fund is predominantly invested in quality midcap stocks complying with value criteria.

Refer annexure for complete portfolio details.



## About The Fund

Date of Inception: 24-Sep-15

**OBJECTIVE:** To provide capital appreciation by investing in a portfolio of equity shares that form part of a capped nifty Index.

**STRATEGY:** To invest in all the equity shares that form part of the Capped Nifty in the same proportion as the Capped Nifty. The Capped Nifty Index will have all 50 companies that form part of Nifty index and will be rebalanced on a quarterly basis. The index composition will change with every change in the price of Nifty constituents. Rebalancing to meet the capping requirements will be done on a quarterly basis.

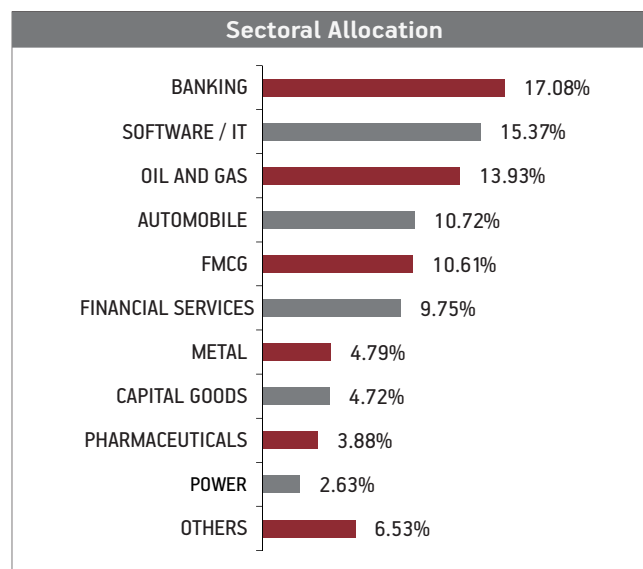
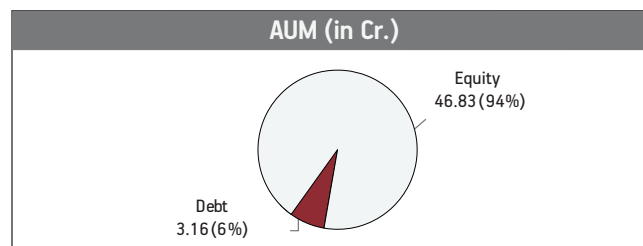
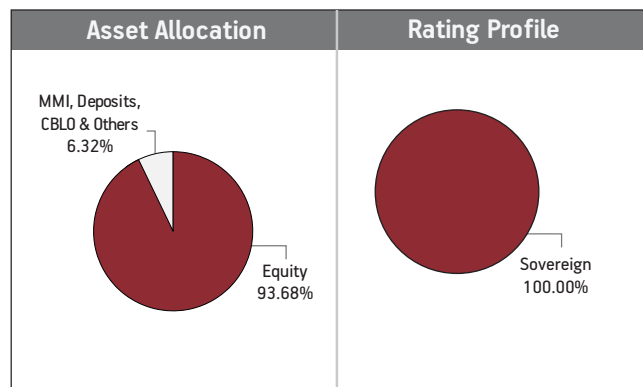
NAV as on 31st January 2018: ₹ 13.7351

Asset held as on 31st January 2018: ₹ 49.99 Cr

FUND MANAGER: Mr. Trilok Agarwal

| SECURITIES                        | Holding       |
|-----------------------------------|---------------|
| <b>EQUITY</b>                     | <b>93.68%</b> |
| Reliance Industries Limited       | 8.30%         |
| HDFC                              | 8.03%         |
| ITC Ltd                           | 6.29%         |
| Infosys Limited                   | 6.26%         |
| HDFC Bank Ltd                     | 6.07%         |
| Tata Consultancy Services Limited | 4.86%         |
| Larsen & Toubro Ltd               | 4.42%         |
| Maruti Suzuki India Limited       | 3.34%         |
| ICICI Bank Ltd                    | 3.00%         |
| Hindustan Unilever Limited        | 2.48%         |
| Other Equity                      | 40.62%        |

|   |              |
|---|--------------|
| <b>MMI, Deposits, CBLO &amp; Others</b> | <b>6.32%</b> |
|---|--------------|



## Fund Update:

Exposure to equities has increased to 93.68% from 90.03% and MMI has decreased to 6.32% from 9.97% on a MOM basis.

Capped Nifty Index fund continues to be invested in all equity shares forming part of the nifty index.

Refer annexure for complete portfolio details.

## About The Fund

Date of Inception: 24-Sep-15

**OBJECTIVE:** To provide capital appreciation by investing in a suitable mix of cash, debt and equities. The investment strategy will involve a flexible policy for allocating assets among equities, bonds and cash.

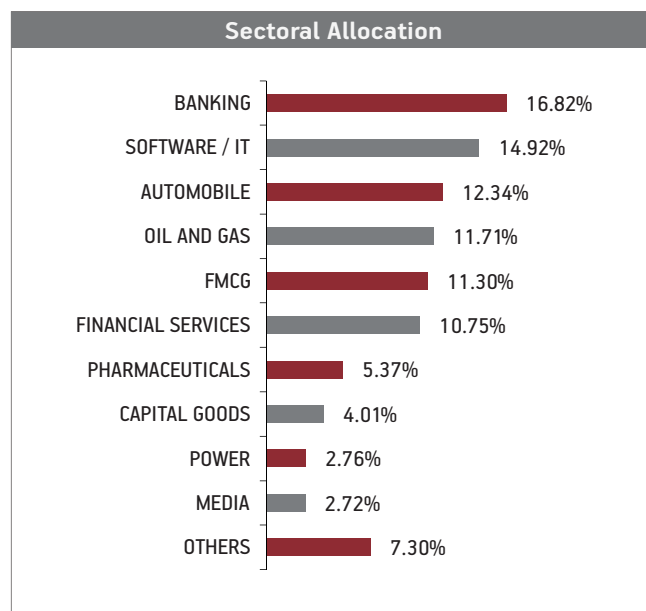
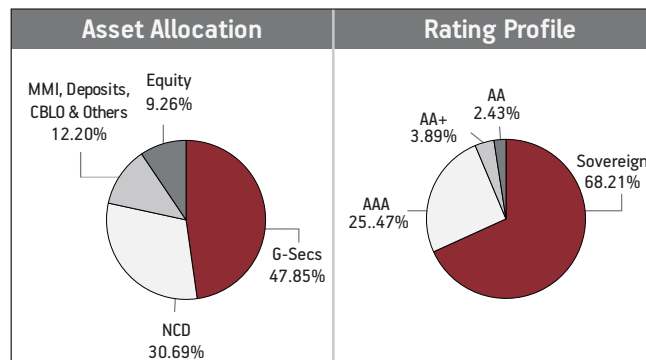
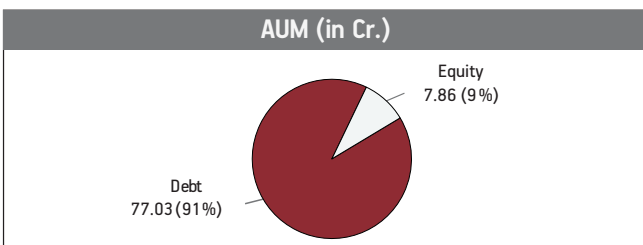
**STRATEGY:** To appropriately allocate money between equity, debt and money market instruments, to take advantage of the movement of asset prices resulting from changing financial and economic conditions.

NAV as on 31st January 2018: ₹ 13.5452

Asset held as on 31st January 2018: ₹ 84.88 Cr

FUND MANAGER: Mr. Trilok Agarwal (Equity), Mr. Ajit Kumar PPB (Debt)

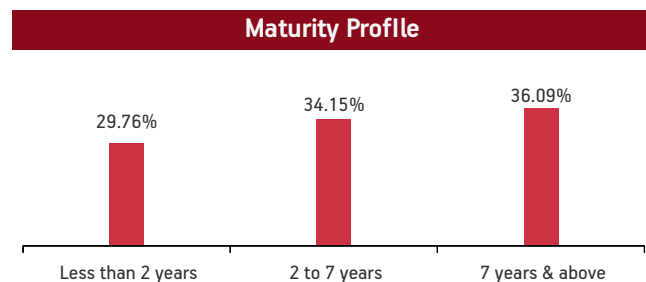
| SECURITIES  | Holding       |
|---|---------------|
| <b>GOVERNMENT SECURITIES</b>                                      | <b>47.85%</b> |
| 8.40% GOI 2024 (MD 28/07/2024)                                    | 12.27%        |
| 6.68% GOI 2031 (MD 17/09/2031)                                    | 10.79%        |
| 9.16% State Development -Rajasthan 2028 SPL SDL (MD 18/10/2018)   | 6.33%         |
| 8.17% GOI 2044 (MD 01/12/2044)                                    | 6.13%         |
| 7.80% GOI (MD 03/05/2020)   | 6.00%         |
| 6.35%GOI 2020 (MD 2/01/2020 )                                     | 3.72%         |
| 8.24% GOI 2033 (MD 10/11/2033)                                    | 1.35%         |
| 8.28% GOI (MD 15/02/2032)   | 1.03%         |
| 7.88% GOI 2030 (MD 19/03/2030)                                    | 0.24%         |
| <b>CORPORATE DEBT</b>   | <b>30.69%</b> |
| 8.70% Power Grid Corporation NCD (MD 15/07/2028) [C]              | 6.17%         |
| 7.89% Can Fin Homes Ltd. NCD MD (18/05/2022) Series 6             | 5.91%         |
| 7.69% BPCL Ltd NCD (MD 16/01/2023)-2018-Series I                  | 4.68%         |
| 7.99% Tata Motors Fin Ltd NCD.                                    |               |
| Zero Coupon (7.99% XIRR) NCD                                      | 3.76%         |
| 8.50% Indiabulls Housing Finance Ltd NCD Sr I-010 (MD 27/03/2020) | 3.35%         |
| 8.05% Repco Home Finance Ltd NCD Series 4 (MD 03/08/2020)         | 2.35%         |
| 8.40% Power Grid Corporation NCD (MD 27/05/2030) [L]              | 1.45%         |
| 8.40% Nuclear Power Corp Of India Ltd (B) (MD 28/11/2026) SE      | 1.22%         |
| 8.45% HDFC Ltd. NCD MD (18/05/2026) (Series P - 012)              | 1.21%         |
| 8.32% Power Grid Corporation Of India Ltd NCD (MD 23/12/2030)     | 0.60%         |
| <b>EQUITY</b>   | <b>9.26%</b>  |
| HDFC  | 0.74%         |
| HDFC Bank Ltd   | 0.73%         |
| Reliance Industries Limited                                       | 0.54%         |
| ITC Ltd   | 0.54%         |
| Infosys Limited   | 0.53%         |
| ICICI Bank Ltd  | 0.46%         |
| Mphasis Limited   | 0.41%         |
| Larsen & Toubro Ltd   | 0.37%         |
| State Bank Of India   | 0.37%         |
| Maruti Suzuki India Limited                                       | 0.36%         |
| Other Equity  | 4.21%         |
| <b>MMI, Deposits, CBLO &amp; Others</b>                           | <b>12.20%</b> |



**Maturity (in years)** 7.21

**Yield to Maturity** 7.36%

**Modified Duration** 4.40



### Fund Update:

Exposure to equities has decreased to 9.26% from 37.27% and MMI has decreased to 12.20% from 18.74% on a MOM basis.

Asset Allocation fund continues to be predominantly invested in large cap stocks and highest rated fixed income instruments.

Refer annexure for complete portfolio details.

**About The Fund**
**Date of Inception: 17-Mar-08**

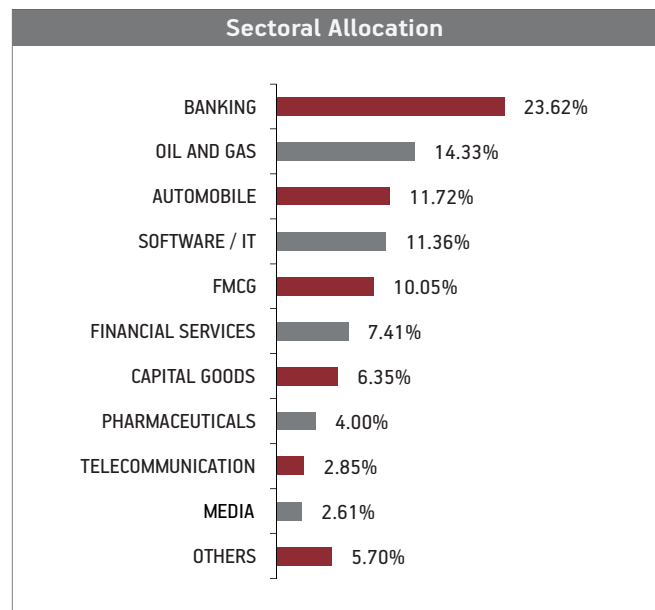
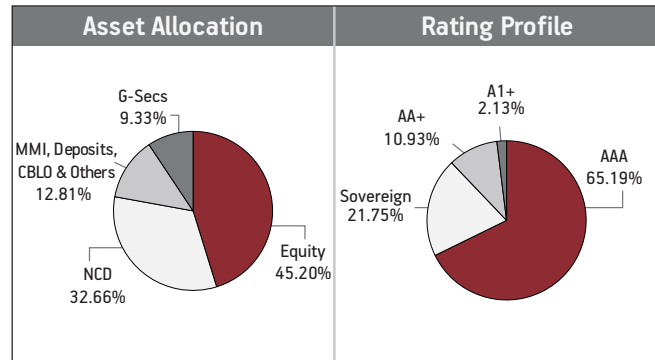
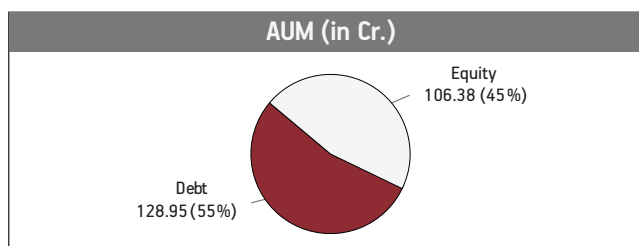
**OBJECTIVE:** To optimize the participation in an actively managed well diversified equity portfolio of fundamentally strong blue chip companies while using debt instruments & derivatives to lock-in capital appreciations.

**STRATEGY:** The strategy of the fund is to have an optimum mix of equities & fixed income instruments, with up to 100% exposure in both equities & fixed income assets & up to 40% in Money Market Instruments. The equity investment strategy will revolve around building and actively managing a well diversified equity portfolio of value & growth driven fundamentally strong blue- chip companies by following a research- focused investment approach. On the fixed income side, investments will be made in government securities, high rated corporate bonds and money market instruments. At inception, 80% - 100% of the assets will be invested in equities. However, subsequently and particularly in case of a market decline, the assets may be more heavily reallocated in debt. instruments and money market funds. As a result, the future returns of Platinum Plus Fund IV may be lower than those of the equity market.

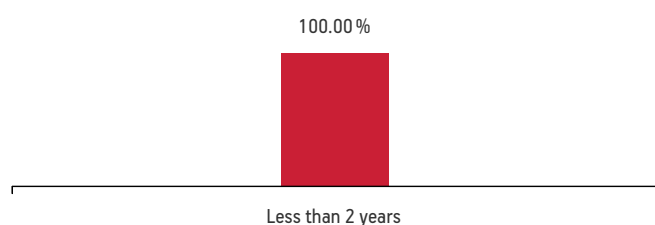
**NAV as on 31st January 2018: ₹ 20.4280**
**Asset held as on 31st January 2018: ₹ 235.32 Cr**
**FUND MANAGER: Mr. Deven Sangoi (Equity), Mr. Ajit Kumar (Debt)**

| SECURITIES   | Holding       |
|--|---------------|
| <b>GOVERNMENT SECURITIES</b>                                 | <b>9.33%</b>  |
| 364 Days Tbill (MD 29/03/2018)                               | 4.21%         |
| 8.24% GOI (MD 22/04/2018)                                    | 2.82%         |
| 7.83% GOI 2018 (MD 11/04/18)                                 | 2.29%         |
| 5.69% GOI 2018 (MD 25/09/2018)                               | 0.01%         |
| 8.27% GOI 2020 (MD 09/06/2020)                               | 0.002%        |
| <b>CORPORATE DEBT</b>  | <b>32.66%</b> |
| 9.30% Power Grid Corpn. Of India Ltd. NCD (MD 28/06/2018)    | 6.10%         |
| 9.05% Sundaram Finance Ltd. NCD (MD 12/04/2018)              | 4.69%         |
| 9.43% IRFC NCD (MD 23/05/2018)                               | 4.29%         |
| 8.71% HDB Financial Services Limited NCD (MD 20/10/2018) Ser | 2.14%         |
| 8.39% GRUH Finance Ltd NCD (MD 01/11/18) Comp Ann 31Mar      | 2.14%         |
| 8.34% LIC Housing Finance Ltd NCD (MD 28/05/2018)            | 2.13%         |
| 11.25% Power Finance Corporation Ltd NCD (MD 28/11/2018)     | 1.96%         |
| 10.85% RECL Ltd NCD (MD 30/09/2018)                          | 1.47%         |
| 8.95% Power Finance Corporation Ltd (MD 11/03/2018)          | 1.28%         |
| 9.81% Power Finance Corporation Ltd (MD 07/10/2018)          | 1.03%         |
| Other Corporate Debt   | 5.43%         |
| <b>EQUITY</b>  | <b>45.20%</b> |
| HDFC Bank Ltd  | 3.93%         |
| Reliance Industries Limited                                  | 3.80%         |
| ITC Ltd  | 3.26%         |
| Larsen & Toubro Ltd  | 2.87%         |
| HDFC   | 2.70%         |
| ICICI Bank Ltd   | 2.49%         |
| Infosys Limited  | 2.27%         |
| Maruti Suzuki India Limited                                  | 1.99%         |
| Tata Consultancy Services Limited                            | 1.73%         |
| Sun Pharmaceuticals Industries Limited                       | 1.42%         |
| Other Equity   | 18.75%        |

|   |               |
|---|---------------|
| <b>MMI, Deposits, CBLO &amp; Others</b> | <b>12.81%</b> |
|---|---------------|



|                            |              |
|----------------------------|--------------|
| <b>Maturity (in years)</b> | <b>0.36</b>  |
| <b>Yield to Maturity</b>   | <b>6.91%</b> |
| <b>Modified Duration</b>   | <b>0.15</b>  |
| <b>Maturity Profile</b>    |              |


**Fund Update:**

Exposure to equities has increased to 45.20% from 44.38% and MMI has increased to 12.81% from 10.00% on a MOM basis.

Platinum Plus I fund continues to be predominantly invested in large cap stocks and highest rated fixed income instruments.

Refer annexure for complete portfolio details.


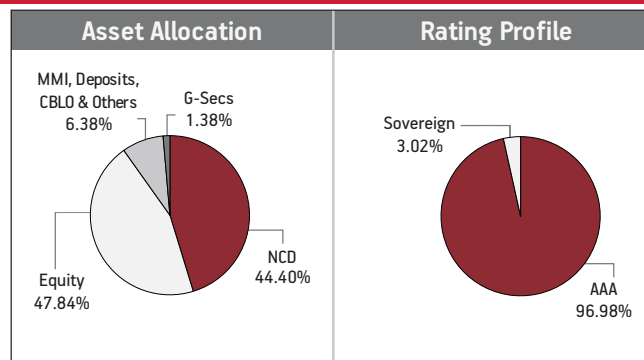
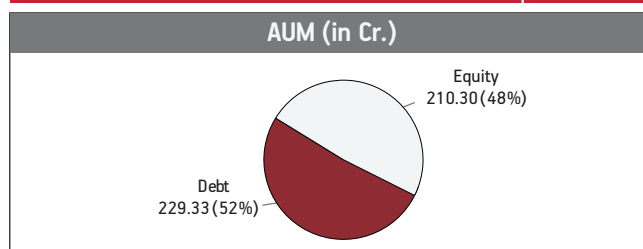
**About The Fund**
**Date of Inception: 08-Sep-08**

**OBJECTIVE:** To optimize the participation in an actively managed well diversified equity portfolio of fundamentally strong blue chip companies while using debt instruments & derivatives to lock - in capital appreciations.

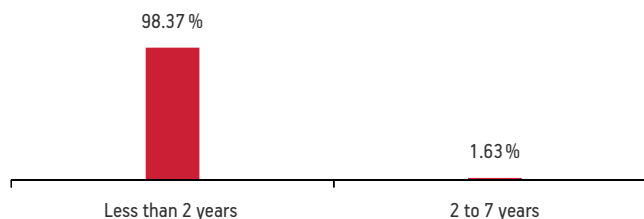
**STRATEGY:** To have an optimum mix of equities & fixed income instruments, with up to 100% exposure in both equities & fixed income assets & up to 40% in Money Market Instruments (MMI). At inception, 80%-100% of investible amount to be invested in equities with dynamic rebalancing of asset allocation thereafter. Utmost thrust to be laid on building a good quality portfolio. The fund would be managed within internal & regulatory guidelines.

**NAV as on 31st January 2018: ₹ 29.2761**
**Asset held as on 31st January 2018: ₹ 439.63 Cr**
**FUND MANAGER: Mr. Trilok Agarwal (Equity), Mr. Ajit Kumar PPB (Debt)**

| SECURITIES   | Holding       |
|--|---------------|
| <b>GOVERNMENT SECURITIES</b>                                 | <b>1.38%</b>  |
| 7.83% GOI 2018 (MD 11/04/18)                                 | 0.76%         |
| 5.69% GOI 2018 (MD 25/09/2018)                               | 0.48%         |
| 8.24% GOI (MD 22/04/2018)                                    | 0.15%         |
| <b>CORPORATE DEBT</b>  | <b>44.40%</b> |
| NABARD ZCB (MD 01/01/2019)                                   | 7.31%         |
| National Housing Bank ZCB (MD 24/12/2018)                    | 6.99%         |
| 9.70% Power Finance Corporation Ltd NCD (MD 15/12/2018) - SE | 4.86%         |
| 8.55% IRFC NCD (MD 15/01/2019)                               | 2.30%         |
| 7.57% Ultratech Cement Ltd NCD (MD 13/08/2019)               | 2.27%         |
| 9.35% Power Grid Corporation NCD (MD 29/08/2018)             | 1.95%         |
| LIC Housing Finance Ltd. ZCB (MD 26/11/2018)                 | 1.71%         |
| 9.65% HDFC Ltd NCD (MD 19/01/2019)                           | 1.23%         |
| 10.60% IRFC NCD (MD 11/09/2018)                              | 1.16%         |
| 9.63% LIC Housing Finance Ltd NCD (MD 22/01/2019)            | 1.16%         |
| Other Corporate Debt   | 13.47%        |
| <b>EQUITY</b>  | <b>47.84%</b> |
| HDFC Bank Ltd  | 4.16%         |
| Reliance Industries Limited                                  | 3.90%         |
| HDFC   | 3.86%         |
| ITC Ltd  | 3.32%         |
| Larsen & Toubro Ltd  | 2.93%         |
| ICICI Bank Ltd   | 2.77%         |
| Infosys Limited  | 2.31%         |
| Maruti Suzuki India Limited                                  | 2.07%         |
| Tata Consultancy Services Limited                            | 1.76%         |
| State Bank Of India  | 1.48%         |
| Other Equity   | 19.28%        |
| <b>MMI, Deposits, CBLO &amp; Others</b>                      | <b>6.38%</b>  |



|                            |              |
|----------------------------|--------------|
| <b>Maturity (in years)</b> | <b>0.90</b>  |
| <b>Yield to Maturity</b>   | <b>7.60%</b> |
| <b>Modified Duration</b>   | <b>0.79</b>  |
| <b>Maturity Profile</b>    |              |


**Fund Update:**

Exposure to equities has increased to 47.84% from 46.16% and MMI has decreased to 6.38% from 7.06% on a MOM basis.

Platinum Plus II fund continues to be predominantly invested in large cap stocks and highest rated fixed income instruments.

Refer annexure for complete portfolio details.

**About The Fund**
**Date of Inception: 15-May-09**

**OBJECTIVE:** To optimize the participation in an actively managed well-diversified equity portfolio of fundamentally strong blue chip companies while using debt instruments and derivatives to lock in capital appreciations. The use of derivatives will be for hedging purposes & as approved by the IRDA.

**STRATEGY:** To have an optimum mix of equities & fixed income instruments, with up to 100% exposure in both equities & fixed income assets & up to 40% in Money Market Instruments (MMI). At inception, 80%-100% of investible amount to be invested in equities with dynamic rebalancing of asset allocation thereafter. Utmost thrust to be laid on building a good quality portfolio. The fund would be managed within internal & regulatory guidelines.

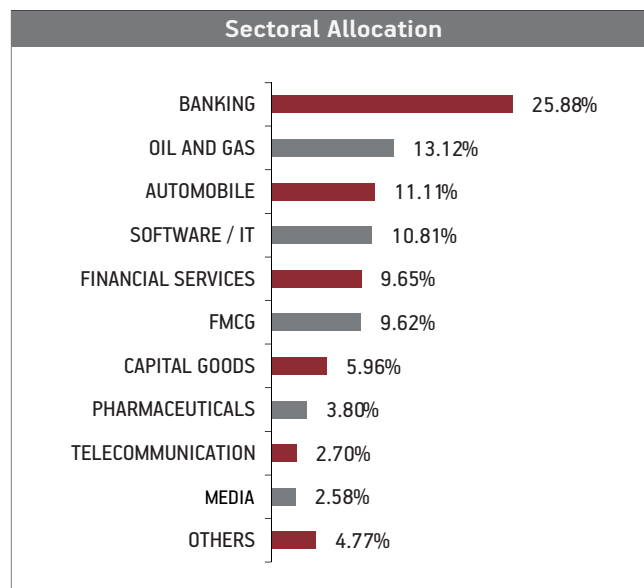
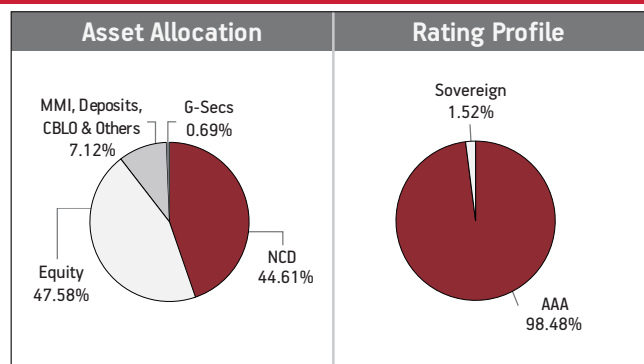
**NAV as on 31st January 2018: ₹ 22.5417**
**Asset held as on 31st January 2018: ₹ 517.31 Cr**
**FUND MANAGER: Mr. Trilok Agarwal (Equity), Mr. Ajit Kumar PPB (Debt)**

| SECURITIES   | Holding       |
|--|---------------|
| <b>GOVERNMENT SECURITIES</b>                                 | <b>0.69%</b>  |
| 5.64% GOI (MD 02/01/2019)                                    | 0.25%         |
| 7.80% GOI (MD 03/05/2020)                                    | 0.18%         |
| 6.90% GOI (MD 13/07/2019)                                    | 0.18%         |
| 6.05% GOI (MD 02/02/2019)                                    | 0.09%         |
| <b>CORPORATE DEBT</b>  | <b>44.61%</b> |
| National Housing Bank ZCB (MD 31/03/2019)                    | 4.44%         |
| 8.97% LIC Housing Finance Ltd. NCD (MD 29/10/2019) Put (28/1 | 2.96%         |
| 8.65% NTPC Ltd NCD (MD 04/02/2019)                           | 2.93%         |
| 8.20% SIDBI NCD (MD 07/06/2018)                              | 2.91%         |
| 7.57% Ultratech Cement Ltd NCD (MD 13/08/2019)               | 2.89%         |
| NABARD ZCB (MD 01/02/2019)                                   | 2.40%         |
| 9.39% Power Finance Corporation Ltd NCD (MD 27/08/2019)      | 2.18%         |
| 9.43% Tata Sons Ltd. NCD (MD 02/06/2019)                     | 1.98%         |
| 8.85% Power Grid Corp. Of India Ltd. NCD (MD 19/10/2019)     | 1.97%         |
| 8.60% IRFC Ltd NCD (MD 11/06/2019)                           | 1.96%         |
| Other Corporate Debt   | 18.00%        |
| <b>EQUITY</b>  | <b>47.58%</b> |
| HDFC   | 4.01%         |
| HDFC Bank Ltd  | 4.00%         |
| Reliance Industries Limited                                  | 3.79%         |
| ITC Ltd  | 3.22%         |
| Larsen & Toubro Ltd  | 2.84%         |
| ICICI Bank Ltd   | 2.70%         |
| Infosys Limited  | 2.24%         |
| Maruti Suzuki India Limited                                  | 1.99%         |
| Tata Consultancy Services Limited                            | 1.71%         |
| Kotak Mahindra Bank Limited                                  | 1.53%         |
| Other Equity   | 19.55%        |

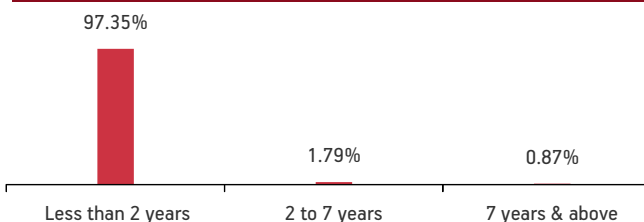
|   |              |
|---|--------------|
| <b>MMI, Deposits, CBLO &amp; Others</b> | <b>7.12%</b> |
|---|--------------|

**AUM (in Cr.)**

Equity 246.15 (48%)  
Debt 271.16 (52%)



|                            |              |
|----------------------------|--------------|
| <b>Maturity (in years)</b> | <b>1.30</b>  |
| <b>Yield to Maturity</b>   | <b>7.57%</b> |
| <b>Modified Duration</b>   | <b>1.06</b>  |
| <b>Maturity Profile</b>    |              |


**Fund Update:**

Exposure to equities has increased to 47.58% from 45.80% and MMI has been decreased to 7.12% from 8.88% on a MOM basis.

Platinum Plus III fund continues to be predominantly invested in large cap stocks and highest rated fixed income instruments.

Refer annexure for complete portfolio details.



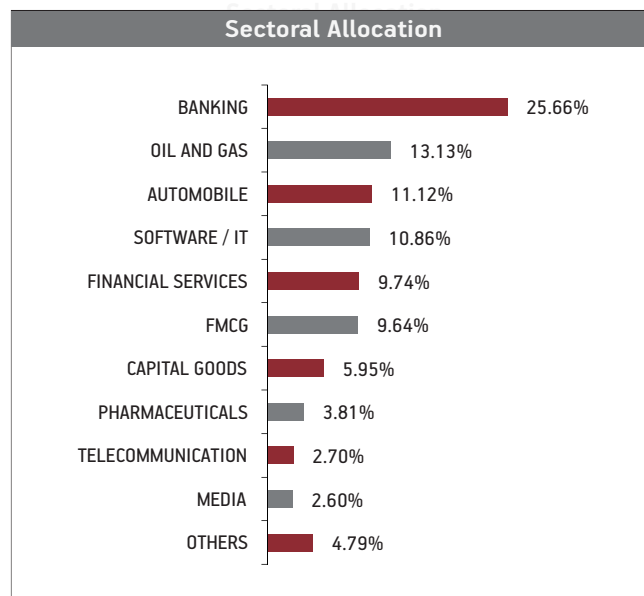
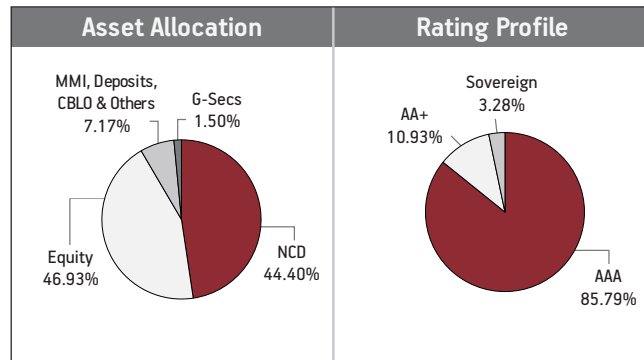
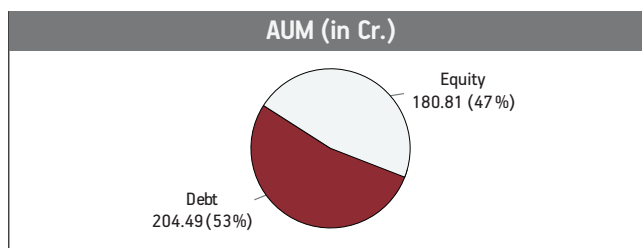
**About The Fund**
**Date of Inception: 15-Sep-09**

**OBJECTIVE:** To optimize the participation in an actively managed well diversified equity portfolio of fundamentally strong blue chip companies while using debt instruments & derivatives to lock-in capital appreciations

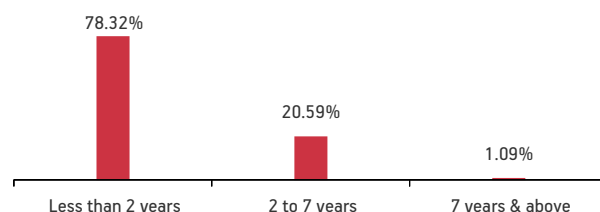
**STRATEGY:** To have an optimum mix of equities & fixed income instruments, with up to 100% exposure in both equities & fixed income assets & up to 40% in Money Market Instruments (MMI). At inception, 80%-100% of investible amount to be invested in equities with dynamic rebalancing of asset allocation thereafter. Utmost thrust to be laid on building a good quality portfolio. The fund would be managed within internal & regulatory guidelines.

**NAV as on 31st January 2018: ₹ 20.0912**
**Asset held as on 31st January 2018: ₹ 385.30 Cr**
**FUND MANAGER: Mr. Trilok Agarwal (Equity), Mr. Ajit Kumar PPB (Debt)**

| SECURITIES  | Holding       |
|---|---------------|
| <b>GOVERNMENT SECURITIES</b>                                  | <b>1.50%</b>  |
| 8.19% GOI 2020 (MD 16/01/2020)                                | 1.33%         |
| 8.24% GOI (MD 22/04/2018)                                     | 0.18%         |
| <b>CORPORATE DEBT</b>   | <b>44.40%</b> |
| 9.04% Rural Electrification Corpn. Ltd. NCD (MD 12/10/2019)   | 5.30%         |
| 9.32% Power Finance Corporation Ltd (MD 17/09/2019)           | 5.21%         |
| 9.05% Petronet LNG Ltd NCD (MD 28/10/2019)                    | 5.02%         |
| NABARD ZCB (MD 01/01/2019)                                    | 4.85%         |
| 9.40% HDFC Ltd NCD (MD 26/08/2019)                            |               |
| Put 26/08/2016 Series M -                                     | 3.99%         |
| 8.68% Grasim Industries Ltd. NCD (MD 02/02/2020)              | 3.25%         |
| 8.93% Power Grid Corporation Of India Ltd NCD (MD 20/10/2019) | 2.65%         |
| 8.37% NABARD NCD (MD 22/06/2020) 16C                          | 2.63%         |
| 9.63% Rural Electrification Corpn. Ltd. NCD (MD 05/02/2019)   | 2.51%         |
| 8.68% LIC Housing Finance Ltd. NCD (MD 30/03/2020)            | 2.38%         |
| Other Corporate Debt  | 6.61%         |
| <b>EQUITY</b>   | <b>46.93%</b> |
| HDFC  | 4.00%         |
| HDFC Bank Ltd   | 3.95%         |
| Reliance Industries Limited                                   | 3.75%         |
| ITC Ltd   | 3.17%         |
| Larsen & Toubro Ltd   | 2.79%         |
| ICICI Bank Ltd  | 2.67%         |
| Infosys Limited   | 2.22%         |
| Maruti Suzuki India Limited                                   | 1.97%         |
| Tata Consultancy Services Limited                             | 1.69%         |
| Kotak Mahindra Bank Limited                                   | 1.52%         |
| Other Equity  | 19.21%        |
| <b>MMI, Deposits, CBLO &amp; Others</b>                       | <b>7.17%</b>  |



|                            |              |
|----------------------------|--------------|
| <b>Maturity (in years)</b> | <b>1.73</b>  |
| <b>Yield to Maturity</b>   | <b>7.72%</b> |
| <b>Modified Duration</b>   | <b>1.40</b>  |
| <b>Maturity Profile</b>    |              |


**Fund Update:**

Exposure to equities has increased to 46.93% from 45.20% and MMI has slightly decreased to 7.17% from 7.22% on a MOM basis.

Platinum Plus IV fund is continues to be predominantly invested in large cap stocks and highest rated fixed income instruments.

Refer annexure for complete portfolio details.

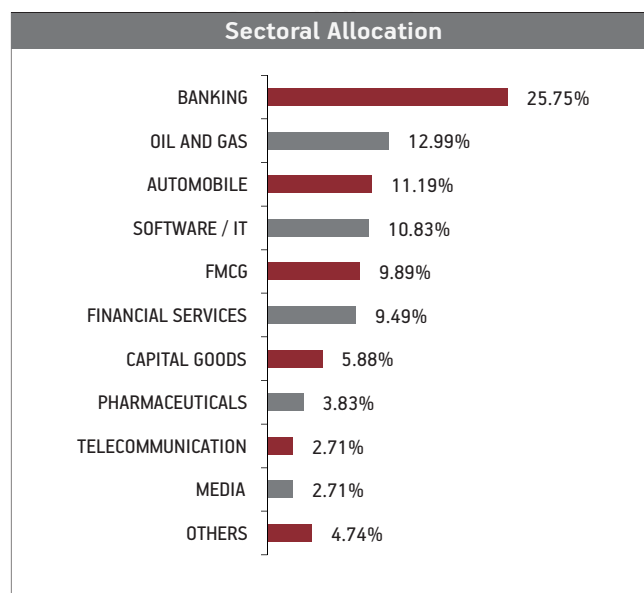
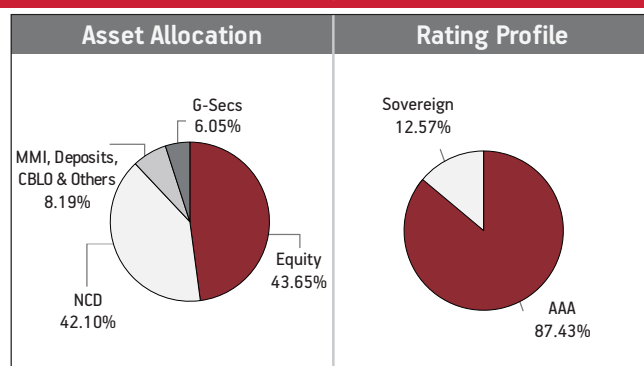
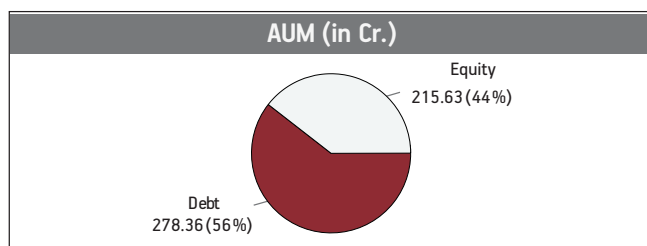
**About The Fund**
**Date of Inception: 15-Feb-10**

**OBJECTIVE:** To optimise the participation in an actively managed well-diversified equity portfolio of fundamentally strong blue chip companies while using debt instruments and derivatives to lock-in capital appreciations. The use of derivatives will be for hedging purposes only and as approved by the IRDA.

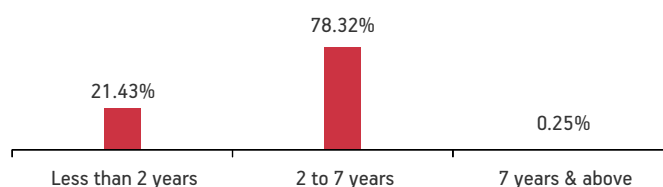
**STRATEGY:** To dynamically manage the allocation between equities and fixed income instruments, while using derivatives when necessary and for hedging purposes only. The equity investment strategy will revolve around building and actively managing a well-diversified equity portfolio of value & growth driven fundamentally strong blue chip companies by following a research-focused investment approach. On the fixed income side, investments will be made in government securities, high rated corporate bonds and money market instruments.

**NAV as on 31st January 2018: ₹ 19.8500**
**Asset held as on 31st January 2018: ₹ 493.99 Cr**
**FUND MANAGER: Mr. Deven Sangoi (Equity), Mr. Ajit Kumar PPB (Debt)**

| SECURITIES   | Holding       |
|--|---------------|
| <b>GOVERNMENT SECURITIES</b>                               | <b>6.05%</b>  |
| 6.35% GOI 2020 (MD 2/01/2020)                              | 3.27%         |
| 7.80% GOI (MD 03/05/2020)                                  | 1.33%         |
| 8.19% GOI 2020 (MD 16/01/2020)                             | 0.93%         |
| 8.15% GOI 2022 (MD 11/06/2022)                             | 0.52%         |
| <b>CORPORATE DEBT</b>                                      | <b>42.10%</b> |
| HDFC Ltd. ZCB (MD 15/01/2020) Series N-003                 | 5.33%         |
| 8.18% NABARD NCD (MD 10/02/2020)                           | 5.11%         |
| 8.37% NABARD NCD (MD 22/06/2020) 16C                       | 4.87%         |
| 8.68% Grasim Industries Ltd. NCD (MD 02/02/2020)           | 3.40%         |
| 8.97% Tata Sons Ltd. NCD (MD 15/07/2020)                   | 3.12%         |
| 8.65% Larsen & Tubro Ltd. Reset 8.95% (MD 26/05/2020)      | 3.12%         |
| 7.93% Power Grid Corporation NCD (MD 20/05/2020) [D]       | 3.05%         |
| 9.30% Power Grid Corp. Of India Ltd. NCD (MD 28/06/2020)   | 2.09%         |
| 8.87% Rural Electrification Corp. Ltd. NCD (MD 08/03/2020) | 2.07%         |
| 8.70% Power Finance Corporation Ltd. NCD (MD 14/05/2020)   | 2.07%         |
| Other Corporate Debt                                       | 7.87%         |
| <b>EQUITY</b>  | <b>43.65%</b> |
| HDFC Bank Ltd  | 3.64%         |
| HDFC   | 3.61%         |
| Reliance Industries Limited                                | 3.43%         |
| ITC Ltd  | 2.91%         |
| Larsen & Toubro Ltd  | 2.57%         |
| ICICI Bank Ltd   | 2.45%         |
| Infosys Limited  | 2.04%         |
| Maruti Suzuki India Limited                                | 1.85%         |
| Tata Consultancy Services Limited                          | 1.55%         |
| Kotak Mahindra Bank Limited                                | 1.40%         |
| Other Equity   | 18.21%        |
| <b>MMI, Deposits, CBLO &amp; Others</b>                    | <b>8.19%</b>  |



|                            |              |
|----------------------------|--------------|
| <b>Maturity (in years)</b> | <b>2.20</b>  |
| <b>Yield to Maturity</b>   | <b>7.64%</b> |
| <b>Modified Duration</b>   | <b>1.78</b>  |
| <b>Maturity Profile</b>    |              |


**Fund Update:**

Exposure to equities has increased to 43.65% from 41.61% and MMI has slightly decreased to 8.19% from 8.37% on a MOM basis.

Platinum Premier fund continues to be predominantly invested in large cap stocks and highest rated fixed income instruments.

Refer annexure for complete portfolio details.

## About The Fund

Date of Inception: 20-Sep-10

**OBJECTIVE:** To optimize the participation in an actively managed well-diversified equity portfolio of fundamentally strong blue chip companies while using debt instruments and derivatives to lock-in capital appreciations. The use of derivatives will be for hedging purposes only and as approved by the IRDA.

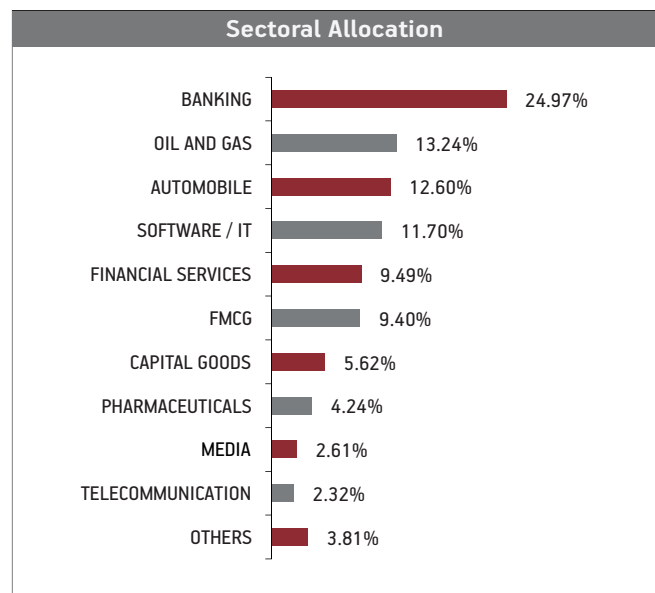
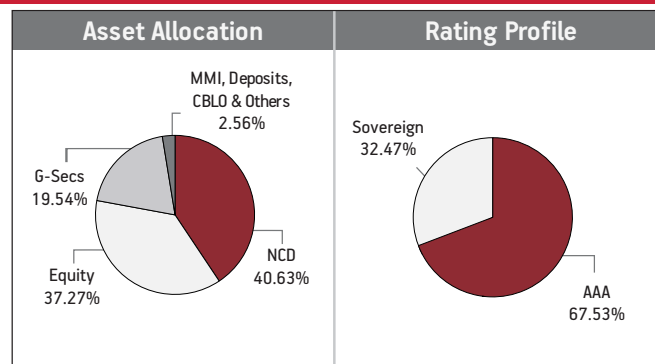
**STRATEGY:** To dynamically manage the allocation between equities and fixed income instruments, while using derivatives when necessary and for hedging purposes only. The equity investment strategy will revolve around building and actively managing a well-diversified equity portfolio of value & growth driven fundamentally strong blue-chip companies by following a research-focused investment approach. On the fixed income side, investments will be made in government securities, high rated corporate bonds and money market instruments.

NAV as on 31st January 2018: ₹ 17.5534

Asset held as on 31st January 2018: ₹ 748.95 Cr

FUND MANAGER: Mr. Deven Sangoi (Equity), Mr. Ajit Kumar PPB (Debt)

| SECURITIES  | Holding       |
|---|---------------|
| <b>GOVERNMENT SECURITIES</b>                                  | <b>19.54%</b> |
| 8.12% GOI 2020 (MD 10/12/2020)                                | 12.98%        |
| 8.27% GOI 2020 (MD 09/06/2020)                                | 2.41%         |
| 7.80% GOI (MD 03/05/2020)                                     | 1.41%         |
| 7.80% GOI (MD 11/04/2021)                                     | 1.36%         |
| 8.43% State Development -Kerala 2020 (MD 10/11/2020)          | 0.69%         |
| 8.42% State Development -Andhra Pradesh 2020 (MD 25/08/2020)  | 0.68%         |
| <b>CORPORATE DEBT</b>   | <b>40.63%</b> |
| 8.35% LIC Housing Finance Ltd. NCD (MD 23/10/2020)            | 3.66%         |
| 8.93% Power Grid Corporation Of India Ltd NCD (MD 20/10/2020) | 3.44%         |
| 8.85% Power Grid Corpn. Of India Ltd. NCD (MD 19/10/2020)     | 3.43%         |
| 8.78% Power Finance Corpn. Ltd. NCD (MD 15/11/2020)           | 3.43%         |
| 8.67% LIC Housing Finance Ltd. NCD (MD 26/08/2020)            | 3.41%         |
| 8.40% Larsen & Toubro Ltd NCD (MD 24/09/2020)                 | 3.39%         |
| Rural Electrification Corpn Ltd ZCB (MD 15/12/2020)           | 2.93%         |
| 7.50% ICICI Home Finance Company Ltd NCD (MD 26/06/2020)      | 2.66%         |
| 8.88% LIC Housing Finance Ltd. NCD (MD 13/10/2020)            | 2.06%         |
| 8.18% NTPC Ltd NCD (MD 31/12/2020)-Series 58                  | 2.03%         |
| Other Corporate Debt  | 10.19%        |
| <b>EQUITY</b>   | <b>37.27%</b> |
| HDFC Bank Ltd   | 3.03%         |
| HDFC  | 3.03%         |
| Reliance Industries Limited                                   | 2.89%         |
| ITC Ltd   | 2.45%         |
| Larsen & Toubro Ltd   | 2.09%         |
| ICICI Bank Ltd  | 2.05%         |
| Infosys Limited   | 1.92%         |
| Maruti Suzuki India Limited                                   | 1.79%         |
| Tata Consultancy Services Limited                             | 1.44%         |
| Kotak Mahindra Bank Limited                                   | 1.32%         |
| Other Equity  | 15.25%        |
| <b>MMI, Deposits, CBLO &amp; Others</b>                       | <b>2.56%</b>  |

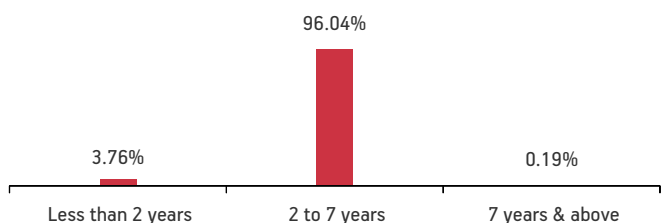


Maturity (in years) 2.73

Yield to Maturity 7.45%

Modified Duration 2.36

Maturity Profile



### Fund Update:

Exposure to equities has increased to 37.27% from 35.61% and MMI has increased to 2.56% from 1.59% on a MOM basis.

Platinum advantage fund continues to be predominantly invested in large cap stocks and highest rated fixed income instruments.

Refer annexure for complete portfolio details.

**About The Fund**
**Date of Inception: 22-Feb-11**

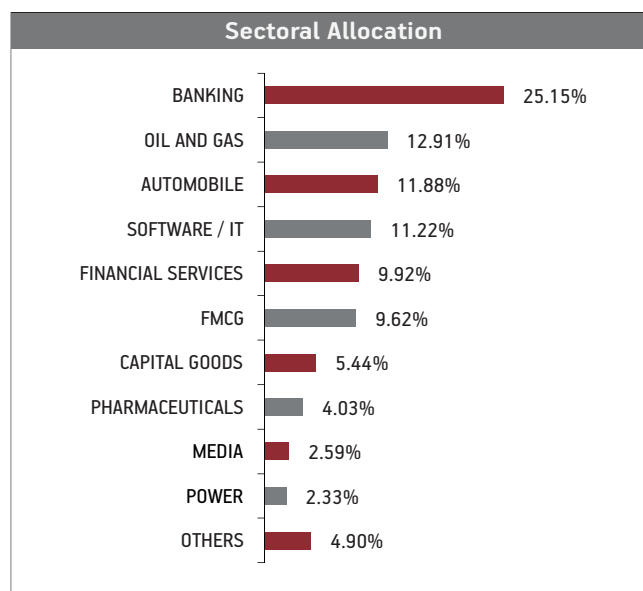
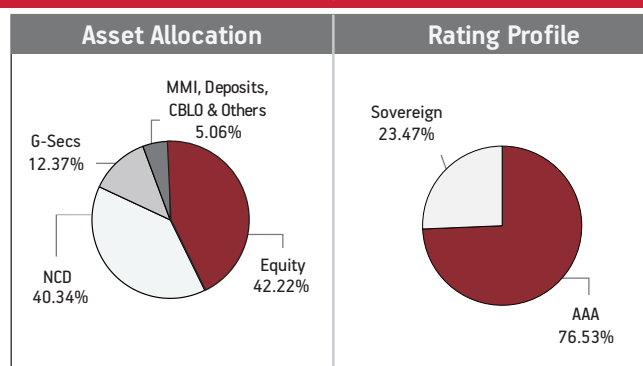
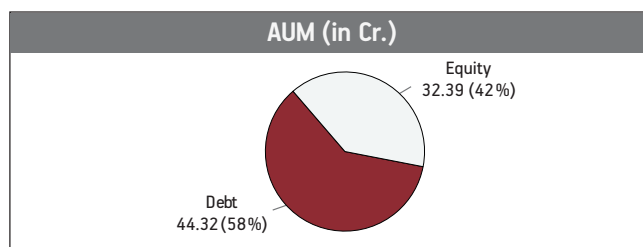
**OBJECTIVE:** To optimise the participation in an actively managed well-diversified equity portfolio of fundamentally strong blue chip companies while using debt instruments and derivatives to lock-in capital appreciations. The use of derivatives will be for hedging purposes only and as approved by the IRDA.

**STRATEGY:** To dynamically manage the allocation between equities and fixed income instruments, while using derivatives when necessary and for hedging purposes only. The equity investment strategy will revolve around building and actively managing a well-diversified equity portfolio of value & growth driven fundamentally strong blue-chip companies by following a research-focused investment approach. On the fixed income side, investments will be made in government securities, high rated corporate bonds and money market instruments.

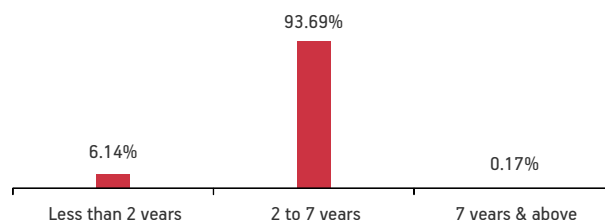
**NAV as on 31st January 2018: ₹ 18.7582**
**Asset held as on 31st January 2018: ₹ 76.71 Cr**
**FUND MANAGER: Mr. Deven Sangoi (Equity), Mr. Ajit Kumar (Debt)**

| SECURITIES  | Holding       |
|---|---------------|
| <b>GOVERNMENT SECURITIES</b>                                  | <b>12.37%</b> |
| 7.80% GOI (MD 11/04/2021)                                     | 8.76%         |
| 8.79% GOI 2021 (MD 08/11/2021)                                | 2.26%         |
| 8.66% State Development -Andhra Pradesh 2021 (MD 06/07/2021)  | 1.35%         |
| <b>CORPORATE DEBT</b>   | <b>40.34%</b> |
| 9.36% Power Finance Corpn. Ltd. NCD (MD 01/08/2021)           | 6.84%         |
| 8.54% NHPC Ltd NCD (MD 26/11/2021) (SR S2)                    | 6.67%         |
| 8.44% Rural Electrification Corpn. Ltd. NCD (MD 04/12/2021)   | 6.66%         |
| 8.93% Power Grid Corporation Of India Ltd NCD (MD 20/10/2021) | 6.08%         |
| 8.60% India Infradebt Ltd NCD (MD 08/01/2021) Series I        | 5.60%         |
| 9.57% IRFC NCD (MD 31/05/2021)                                | 4.14%         |
| 9.15% Export Import Bank Of India NCD (MD 08/03/2021)         | 2.71%         |
| 7.17%Reliance Industries Ltd NCD PPD Series-D (MD 08/11/2022) | 1.27%         |
| 8.33% NTPC Ltd NCD (MD 24/02/2021)-Series 59                  | 0.27%         |
| 8.49% NTPC Ltd Bonus NCD Part Redemption MD (25/03/2025) (Fv) | 0.09%         |
| <b>EQUITY</b>   | <b>42.22%</b> |
| HDFC Bank Ltd   | 3.75%         |
| HDFC  | 3.63%         |
| Reliance Industries Limited                                   | 3.22%         |
| ITC Ltd   | 2.69%         |
| Larsen & Toubro Ltd   | 2.30%         |
| ICICI Bank Ltd  | 2.29%         |
| Infosys Limited   | 2.11%         |
| Maruti Suzuki India Limited                                   | 1.88%         |
| Tata Consultancy Services Limited                             | 1.58%         |
| Kotak Mahindra Bank Limited                                   | 1.44%         |
| Other Equity  | 17.34%        |

|   |              |
|---|--------------|
| <b>MMI, Deposits, CBLO &amp; Others</b> | <b>5.06%</b> |
|---|--------------|



|                            |              |
|----------------------------|--------------|
| <b>Maturity (in years)</b> | <b>3.50</b>  |
| <b>Yield to Maturity</b>   | <b>7.57%</b> |
| <b>Modified Duration</b>   | <b>2.90</b>  |
| <b>Maturity Profile</b>    |              |


**Fund Update:**

Exposure to equities has increased to 42.22% from 40.73% and MMI has decreased to 5.06% from 6.08% on a MOM basis.

Foresight single pay fund continues to be predominantly invested in large cap stocks and highest rated fixed income instruments.

*Refer annexure for complete portfolio details.*

**About The Fund**
**Date of Inception: 22-Feb-11**

**OBJECTIVE:** To optimise the participation in an actively managed well-diversified equity portfolio of fundamentally strong blue chip companies while using debt instruments and derivatives to lock-in capital appreciations. The use of derivatives will be for hedging purposes only and as approved by the IRDA.

**STRATEGY:** To dynamically manage the allocation between equities and fixed income instruments, while using derivatives when necessary and for hedging purposes only. The equity investment strategy will revolve around building and actively managing a well-diversified equity portfolio of value & growth driven fundamentally strong blue-chip companies by following a research-focused investment approach. On the fixed income side, investments will be made in government securities, high rated corporate bonds and money market instruments.

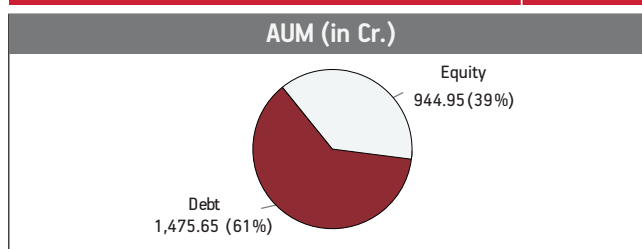
**NAV as on 31st January 2018: ₹ 17.1135**
**Asset held as on 31st January 2018: ₹ 2420.59 Cr**
**FUND MANAGER: Mr. Deven Sangoi (Equity), Mr. Ajit Kumar (Debt)**

| SECURITIES   | Holding       |
|--|---------------|
| <b>GOVERNMENT SECURITIES</b>                                 | <b>16.28%</b> |
| 7.80% GOI (MD 11/04/2021)                                    | 7.13%         |
| 8.79% GOI 2021 (MD 08/11/2021)                               | 3.45%         |
| 7.94% GOI Bond 24-05-2021                                    | 2.00%         |
| 8.66% State Development -Andhra Pradesh 2021 (MD 06/07/2021) | 1.02%         |
| 6.65% Fertiliser GOI Bond 2023 (MD 29/01/2023)               | 0.51%         |
| 8.56% State Development -Andhra Pradesh 2021 (MD 10/08/2021) | 0.43%         |
| 7.80% GOI (MD 03/05/2020)                                    | 0.29%         |
| 9.95% Food Corporation Of India NCD (MD 07/03/2022)          | 0.22%         |
| 10.25% GOI (MD 30/05/2021)                                   | 0.21%         |
| 8.15% GOI 2022 (MD 11/06/2022)                               | 0.19%         |
| Other Government Securities                                  | 0.82%         |

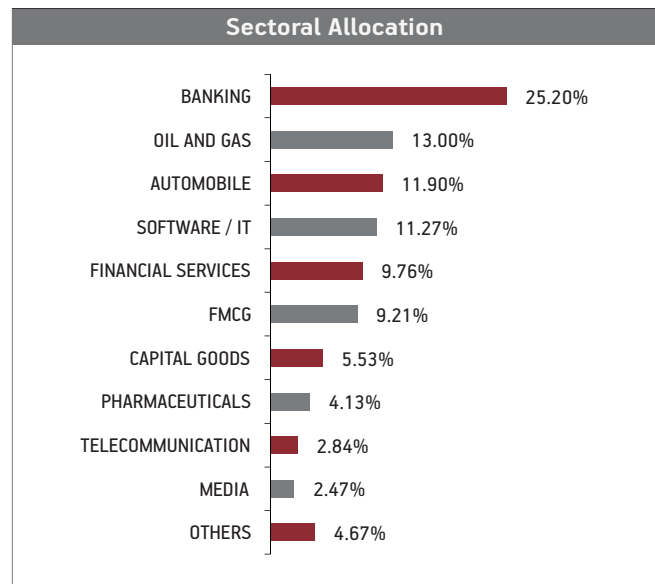
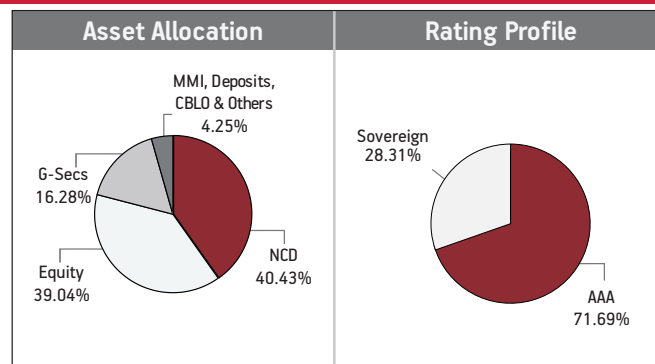
|  |               |
|--|---------------|
| <b>CORPORATE DEBT</b>  | <b>40.43%</b> |
| 9.57% IRFC NCD (MD 31/05/2021)                               | 3.68%         |
| 8.33% NTPC Ltd NCD (MD 24/02/2021)-Series 59                 | 2.09%         |
| 8.44% Rural Electrification Corpn. Ltd. NCD (MD 04/12/2021)  | 1.69%         |
| 8.55% Power Finance Corpn. Ltd. NCD (09/12/2021) Series 124  | 1.65%         |
| 8.54% NHPC Ltd NCD (MD 26/11/2021) (SR S2)                   | 1.48%         |
| 9.61% Power Finance Corporation Ltd (MD 29/06/2021)          | 1.11%         |
| 9.75% Larsen & Toubro Ltd NCD (MD 11/04/2022) Stepup Forrati | 1.10%         |
| 7.50% Power Finance Corpn. Ltd. NCD (Series: 150 Option: A)  | 1.03%         |
| 9.48% REC Ltd. NCD (MD 10/08/2021)                           | 0.89%         |
| 9.90 HDFC Ltd. NCD (MD 10/06/2021)                           | 0.88%         |
| Other Corporate Debt   | 24.83%        |

|                                   |               |
|-----------------------------------|---------------|
| <b>EQUITY</b>                     | <b>39.04%</b> |
| HDFC Bank Ltd                     | 3.44%         |
| HDFC                              | 3.30%         |
| Reliance Industries Limited       | 2.98%         |
| ITC Ltd                           | 2.49%         |
| Larsen & Toubro Ltd               | 2.16%         |
| ICICI Bank Ltd                    | 2.12%         |
| Infosys Limited                   | 1.95%         |
| Maruti Suzuki India Limited       | 1.74%         |
| Tata Consultancy Services Limited | 1.48%         |
| Kotak Mahindra Bank Limited       | 1.32%         |
| Other Equity                      | 16.06%        |

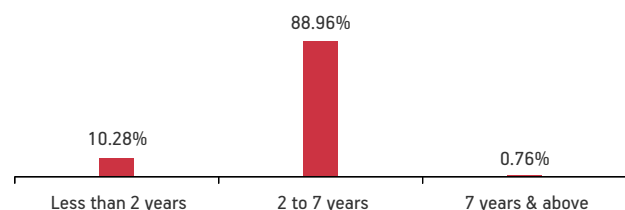
|   |              |
|---|--------------|
| <b>MMI, Deposits, CBLO &amp; Others</b> | <b>4.25%</b> |
|---|--------------|



Refer annexure for complete portfolio details.



|                            |              |
|----------------------------|--------------|
| <b>Maturity (in years)</b> | <b>3.40</b>  |
| <b>Yield to Maturity</b>   | <b>7.56%</b> |
| <b>Modified Duration</b>   | <b>2.75</b>  |
| <b>Maturity Profile</b>    |              |


**Fund Update:**

Exposure to equities has increased to 39.04% from 37.49% and MMI has increased to 4.25% from 3.34% on a MOM basis.

Foresight 5 pay fund continues to be predominantly invested in large cap stocks and highest rated fixed income instruments.

## About The Fund

Date of Inception: 16-Dec-09

**OBJECTIVE:** To optimize the participation in an actively managed well-diversified equity portfolio of fundamentally strong blue chip companies which using debt instruments and derivatives to ensure capital protection after five years. The use of derivatives will be for hedging purposes only and as approved by the IRDA.

**STRATEGY:** To dynamically manage the allocation between equities and fixed income instruments, while using derivatives when necessary and for hedging purposes only. The equity investment strategy will revolve around building and actively managing a well-diversified equity portfolio of value & growth driven fundamentally strong blue-chip companies by following a research-focused investment approach. On the fixed income side, investments will be made in government securities, high rated corporate bonds and money market instruments.

NAV as on 31st January 2018: ₹ 20.7234

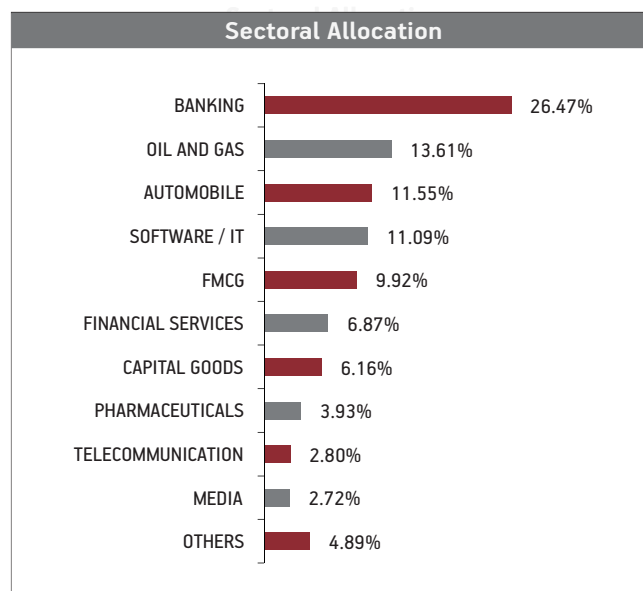
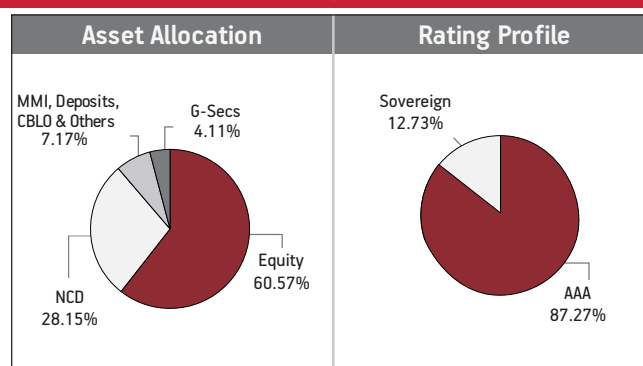
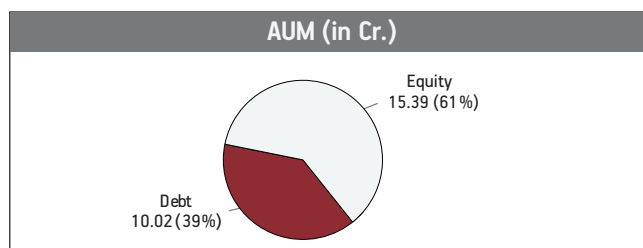
Asset held as on 31st January 2018: ₹ 25.41 Cr

FUND MANAGER: Mr. Deven Sangoi (Equity), Mr. Ajit Kumar (Debt)

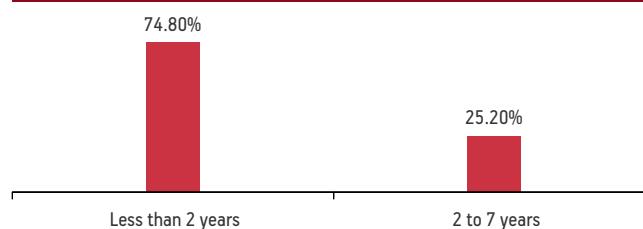
| SECURITIES  | Holding       |
|---|---------------|
| <b>GOVERNMENT SECURITIES</b>                        | <b>4.11%</b>  |
| 7.80% GOI (MD 03/05/2020)                           | 4.11%         |
| <b>CORPORATE DEBT</b>                               | <b>28.15%</b> |
| 9.25% Power Grid Corporation NCD (MD 26/12/2019)    | 8.08%         |
| 9.40% HDFC Ltd NCD (MD 26/08/2019)                  |               |
| Put 26/08/2016 Series M -                           | 6.45%         |
| 8.70% Power Finance Corpn Ltd NCD (MD 15/01/2020)   | 4.41%         |
| 8.55% Tata Sons Ltd. NCD (MD 31/08/2020)            | 3.61%         |
| 8.76% Power Finance Corpn. Ltd. NCD (MD 07/11/2019) | 3.60%         |
| 8.37% NABARD NCD (MD 22/06/2020) 16C                | 2.00%         |

|                                   |               |
|-----------------------------------|---------------|
| <b>EQUITY</b>                     | <b>60.57%</b> |
| HDFC Bank Ltd                     | 5.32%         |
| Reliance Industries Limited       | 5.02%         |
| ITC Ltd                           | 4.23%         |
| Larsen & Toubro Ltd               | 3.73%         |
| ICICI Bank Ltd                    | 3.59%         |
| HDFC                              | 3.40%         |
| Infosys Limited                   | 2.94%         |
| Maruti Suzuki India Limited       | 2.66%         |
| Tata Consultancy Services Limited | 2.24%         |
| Kotak Mahindra Bank Limited       | 2.04%         |
| Other Equity                      | 25.40%        |

|   |              |
|---|--------------|
| <b>MMI, Deposits, CBLO &amp; Others</b> | <b>7.17%</b> |
|---|--------------|



|                            |              |
|----------------------------|--------------|
| <b>Maturity (in years)</b> | <b>1.97</b>  |
| <b>Yield to Maturity</b>   | <b>7.55%</b> |
| <b>Modified Duration</b>   | <b>1.74</b>  |
| <b>Maturity Profile</b>    |              |



## Fund Update:

Exposure to equities has increased to 60.57% from 57.21% and MMI has decreased to 7.17% from 11.15% on a MOM basis.

Titanium I fund continues to be predominantly invested in large cap stocks and highest rated fixed income instruments.

Refer annexure for complete portfolio details.



## About The Fund

Date of Inception: 16-Mar-10

**OBJECTIVE:** To optimize the participation in an actively managed well-diversified equity portfolio of fundamentally strong blue chip companies which using debt instruments and derivatives to ensure capital protection after five years. The use of derivatives will be for hedging purposes only and as approved by the IRDA.

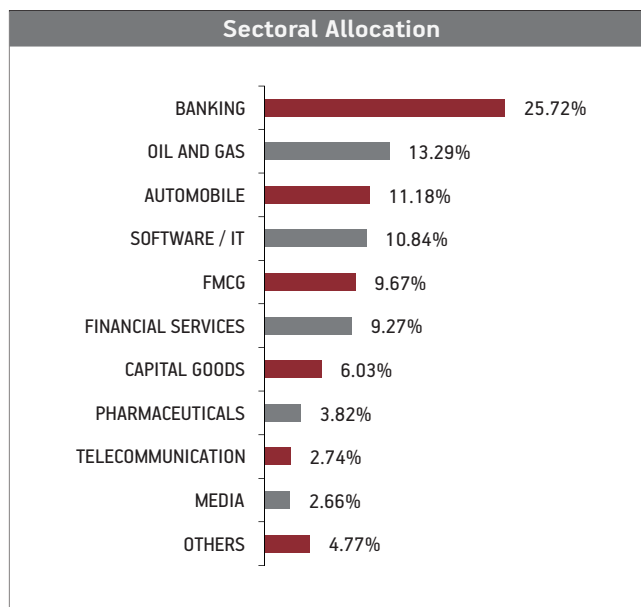
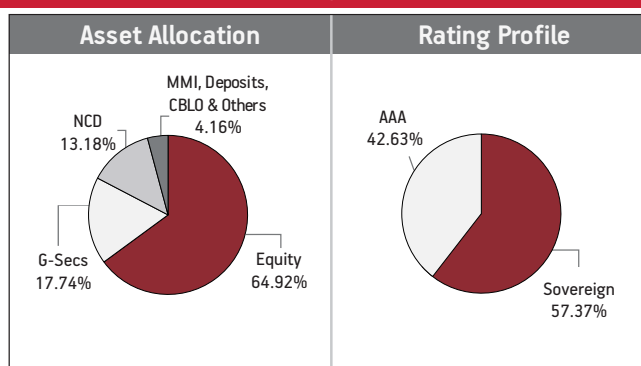
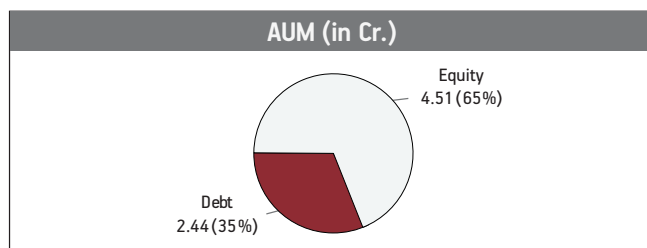
**STRATEGY:** To dynamically manage the allocation between equities and fixed income instruments, while using derivatives when necessary and for hedging purposes only. The equity investment strategy will revolve around building and actively managing a well-diversified equity portfolio of value & growth driven fundamentally strong blue-chip companies by following a research-focused investment approach. On the fixed income side, investments will be made in government securities, high rated corporate bonds and money market instruments.

NAV as on 31st January 2018: ₹ 20.2313

Asset held as on 31st January 2018: ₹ 6.95 Cr

FUND MANAGER: Mr. Deven Sangoi (Equity), Mr. Ajit Kumar (Debt)

| SECURITIES                                 | Holding       |
|--|---------------|
| <b>GOVERNMENT SECURITIES</b>               | <b>17.74%</b> |
| 8.27% GOI 2020 (MD 09/06/2020)             | 14.81%        |
| 7.80% GOI (MD 03/05/2020)                  | 2.93%         |
| <b>CORPORATE DEBT</b>                      | <b>13.18%</b> |
| 8.49% NHPC Ltd NCD (MD 26/11/2020) (SR S1) | 7.34%         |
| 8.37% NABARD NCD (MD 22/06/2020) 16C       | 5.84%         |
| <b>EQUITY</b>                              | <b>64.92%</b> |
| HDFC Bank Ltd                              | 5.57%         |
| HDFC                                       | 5.23%         |
| Reliance Industries Limited                | 5.23%         |
| ITC Ltd                                    | 4.45%         |
| Larsen & Toubro Ltd                        | 3.92%         |
| ICICI Bank Ltd                             | 3.73%         |
| Infosys Limited                            | 3.12%         |
| Maruti Suzuki India Limited                | 2.74%         |
| Tata Consultancy Services Limited          | 2.34%         |
| Kotak Mahindra Bank Limited                | 2.13%         |
| Other Equity                               | 26.48%        |
| <b>MMI, Deposits, CBLO &amp; Others</b>    | <b>4.16%</b>  |

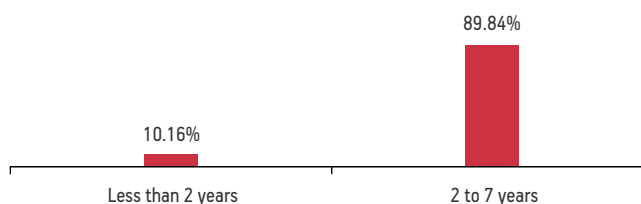


Maturity (in years) 2.45

Yield to Maturity 7.23%

Modified Duration 2.15

## Maturity Profile



## Fund Update:

Exposure to equities has increased to 64.92% from 61.85% and MMI has increased to 4.16% and from 2.22% on a MOM basis.

Titanium II fund continues to be predominantly invested in large cap stocks and highest rated fixed income instruments.

Refer annexure for complete portfolio details.

## About The Fund

Date of Inception: 16-Jun-10

**OBJECTIVE:** To optimize the participation in an actively managed well-diversified equity portfolio of fundamentally strong blue chip companies which using debt instruments and derivatives to ensure capital protection after five years. The use of derivatives will be for hedging purposes only and as approved by the IRDA.

**STRATEGY:** To dynamically manage the allocation between equities and fixed income instruments, while using derivatives when necessary and for hedging purposes only. The equity investment strategy will revolve around building and actively managing a well-diversified equity portfolio of value & growth driven fundamentally strong blue-chip companies by following a research-focused investment approach. On the fixed income side, investments will be made in government securities, high rated corporate bonds and money market instruments.

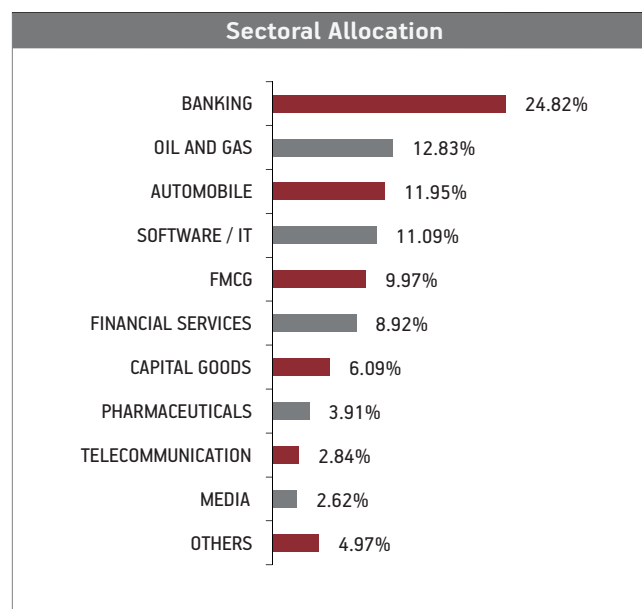
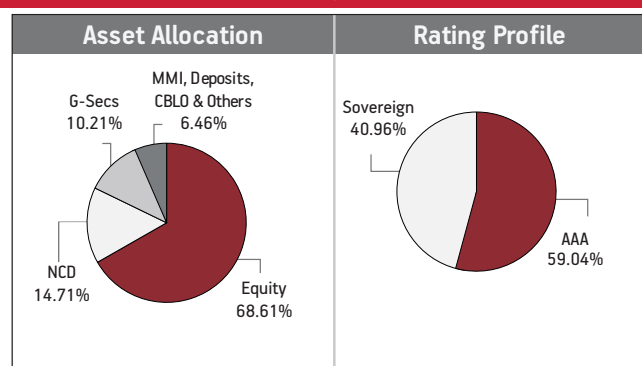
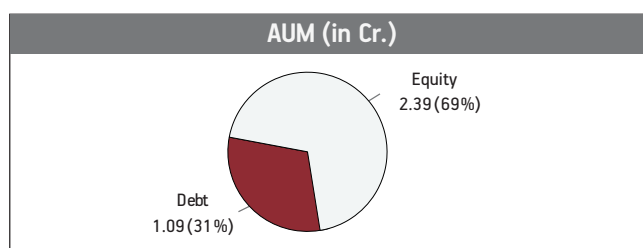
NAV as on 31st January 2018: ₹ 18.3841

Asset held as on 31st January 2018: ₹ 3.48 Cr

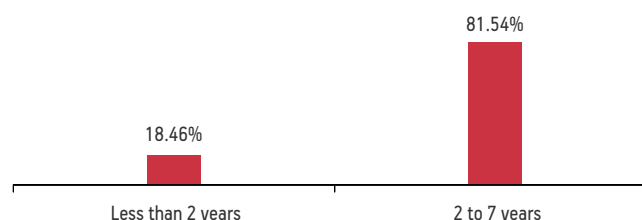
FUND MANAGER: Mr. Deven Sangoi (Equity), Mr. Ajit Kumar (Debt)

| SECURITIES  | Holding       |
|---|---------------|
| <b>GOVERNMENT SECURITIES</b>                      | <b>10.21%</b> |
| 8.27% GOI 2020 (MD 09/06/2020)                    | 10.21%        |
| <b>CORPORATE DEBT</b>                             | <b>14.71%</b> |
| 8.95% LIC Housing Finance Ltd NCD (MD 15/09/2020) | 8.88%         |
| 8.37% NABARD NCD (MD 22/06/2020) 16C              | 5.84%         |
| <b>EQUITY</b>                                     | <b>68.61%</b> |
| HDFC Bank Ltd                                     | 5.88%         |
| Reliance Industries Limited                       | 5.48%         |
| HDFC  | 5.27%         |
| ITC Ltd   | 4.76%         |
| Larsen & Toubro Ltd                               | 4.18%         |
| ICICI Bank Ltd                                    | 3.91%         |
| Maruti Suzuki India Limited                       | 3.28%         |
| Infosys Limited                                   | 3.28%         |
| Tata Consultancy Services Limited                 | 2.52%         |
| Kotak Mahindra Bank Limited                       | 2.24%         |
| Other Equity                                      | 27.82%        |

|   |              |
|---|--------------|
| <b>MMI, Deposits, CBLO &amp; Others</b> | <b>6.46%</b> |
|---|--------------|



|                            |              |
|----------------------------|--------------|
| <b>Maturity (in years)</b> | <b>2.44</b>  |
| <b>Yield to Maturity</b>   | <b>7.35%</b> |
| <b>Modified Duration</b>   | <b>2.12</b>  |
| <b>Maturity Profile</b>    |              |



## Fund Update:

Exposure to equities has increased to 68.61% from 67.10% and MMI has decreased to 6.46% from 7.42% on a MOM basis.

Titanium III fund continues to be predominantly invested in large cap stocks and highest rated fixed income instruments.

Refer annexure for complete portfolio details.

## About The Fund

Date of Inception: 12-Mar-03

**OBJECTIVE:** The objective of this Investment Fund Option is to generate consistent returns through active management of fixed income portfolio and focus on creating long-term equity portfolio, which will enhance yield of composite portfolio with minimum risk.

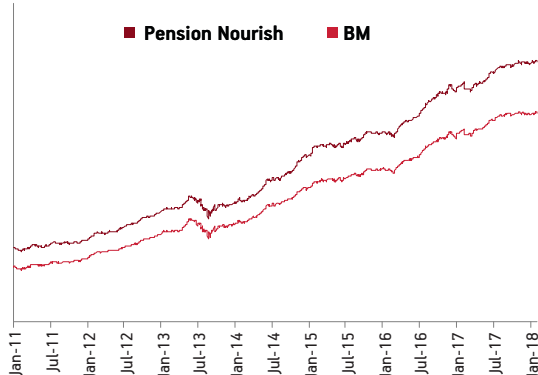
**STRATEGY:** To invest in fixed income securities with marginal exposure to equity up to 10% at low level of risk. This product is suitable for those who want to preserve their capital and earn steady return on investment through higher exposure to debt securities.

NAV as on 31st January 2018: ₹ 33.3503

BENCHMARK: BSE 100, Crisil Composite Bond Fund Index &amp; Crisil Liquid Fund Index

Asset held as on 31st January 2018: ₹ 9.57 Cr

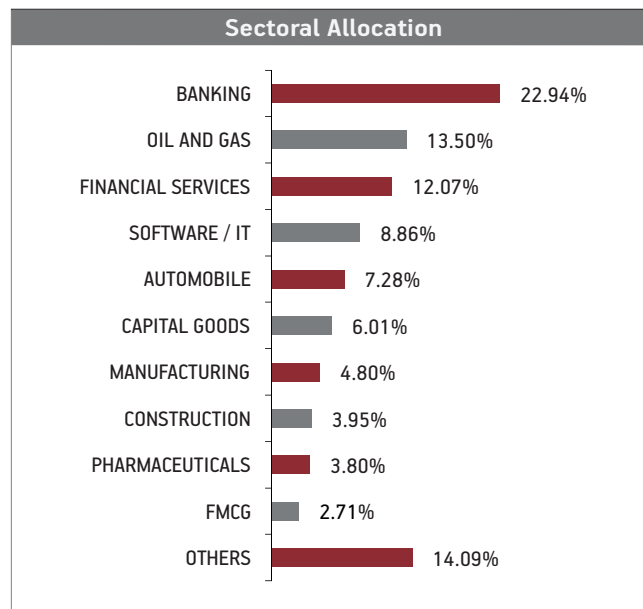
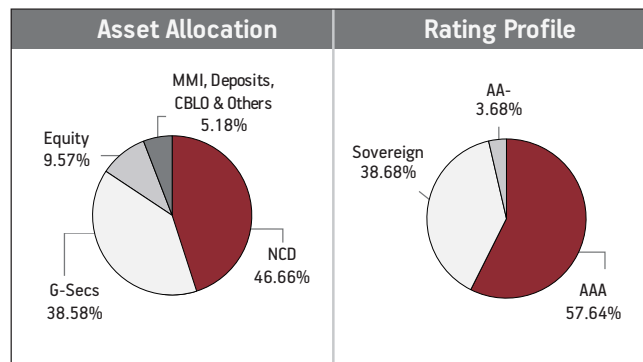
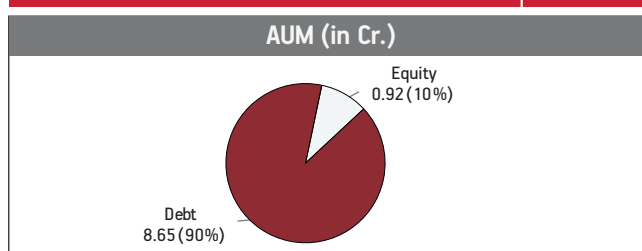
FUND MANAGER: Mr. Deven Sangoi (Equity), Mr. Ajit Kumar (Debt)



| SECURITIES  | Holding       |
|---|---------------|
| <b>GOVERNMENT SECURITIES</b>                                  | <b>38.58%</b> |
| 8.33% GOI 2026 (MD 09/07/2026)                                | 16.27%        |
| 8.28% GOI 2027 (MD 21/09/2027)                                | 6.52%         |
| 9.95% Food Corporation Of India NCD (MD 07/03/2022)           | 5.61%         |
| 8.30% GOI 2040 (MD 02/07/2040)                                | 5.50%         |
| 7.59% GOI 2026 (MD 11/01/2026)                                | 4.69%         |
| <b>CORPORATE DEBT</b>   | <b>46.66%</b> |
| 8.40% Nuclear Power Corp Of India Ltd (D) (MD 28/11/2028) Se  | 9.77%         |
| 9.04% Rural Electrification Corpn. Ltd. NCD (MD 12/10/2019)   | 9.60%         |
| 8.12% ONGC Mangalore Petrochemicals Ltd NCD (MD 10/06/2019)   | 9.46%         |
| 9.37% Power Finance Corporation Ltd NCD (MD 19/08/2024)       | 4.48%         |
| 10.70% IRFC NCD (MD 11/09/2023)                               | 3.55%         |
| 8.90% Steel Authority Of India (MD 01/05/2019)                | 3.14%         |
| CALL FR 01/05   | 3.14%         |
| 9.74% Tata Sons Ltd. NCD (MD 13/01/2024)                      | 2.27%         |
| 9.15% Export Import Bank Of India NCD (MD 05/09/2022)         | 2.19%         |
| 9.36% Power Finance Corpn. Ltd. NCD (MD 01/08/2021)           | 2.19%         |
| 8.49% NTPC Ltd Bonus NCD Part Redemption (MD 25/03/2025) (FV) | 0.01%         |

|                             |              |
|-----------------------------|--------------|
| <b>EQUITY</b>               | <b>9.57%</b> |
| HDFC Bank Ltd               | 0.89%        |
| Reliance Industries Limited | 0.78%        |
| HDFC                        | 0.56%        |
| Larsen & Toubro Ltd         | 0.38%        |
| ICICI Bank Ltd              | 0.37%        |
| Infosys Limited             | 0.35%        |
| Maruti Suzuki India Limited | 0.27%        |
| State Bank Of India         | 0.27%        |
| Tata Motors Limited         | 0.25%        |
| HCL Technologies Limited    | 0.25%        |
| Other Equity                | 5.20%        |

|   |              |
|---|--------------|
| <b>MMI, Deposits, CBLO &amp; Others</b> | <b>5.18%</b> |
|---|--------------|

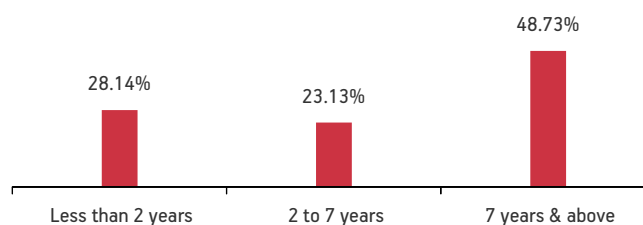


|                            |             |
|----------------------------|-------------|
| <b>Maturity (in years)</b> | <b>7.08</b> |
|----------------------------|-------------|

|                          |              |
|--------------------------|--------------|
| <b>Yield to Maturity</b> | <b>7.77%</b> |
|--------------------------|--------------|

|                          |             |
|--------------------------|-------------|
| <b>Modified Duration</b> | <b>4.67</b> |
|--------------------------|-------------|

|                         |  |
|-------------------------|--|
| <b>Maturity Profile</b> |  |
|-------------------------|--|



## Fund Update:

Exposure to equities has slightly decreased to 9.57% from 9.79% and MMI has slightly decreased to 5.18% from 5.41% on a MOM basis.

Pension nourish fund continues to be predominantly invested in highest rated fixed income instruments.

Refer annexure for complete portfolio details.

## About The Fund

Date of Inception: 18-Mar-03

**OBJECTIVE:** This Investment Fund Option helps you grow your capital through enhanced returns over a medium to long term period through investments in equity and debt instruments, thereby providing a good balance between risk and return. This Investment Fund Option is suitable for those who want to earn a higher return on investment through balanced exposure to equity and debt securities.

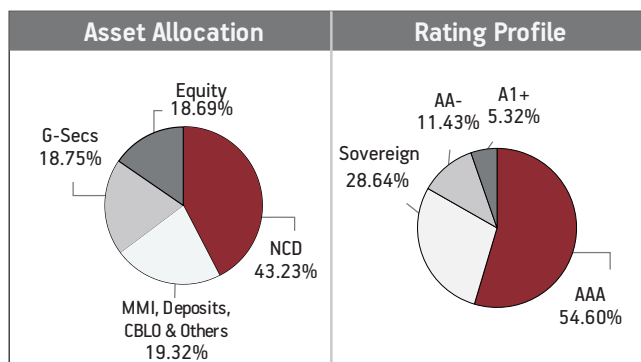
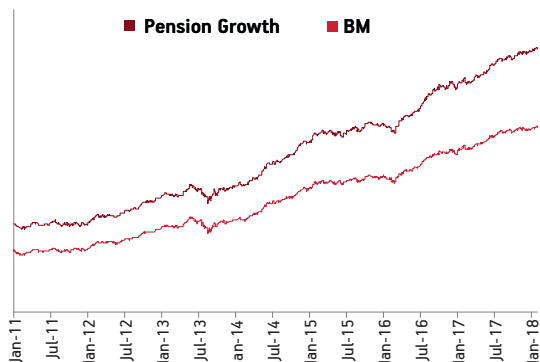
**STRATEGY:** To earn capital appreciation by maintaining diversified equity portfolio and seek to earn regular return on the fixed income portfolio by active management resulting in wealth creation for policyholders.

NAV as on 31st January 2018: ₹ 43.5115

BENCHMARK: BSE 100, Crisil Composite Bond Fund Index &amp; Crisil Liquid Fund Index

Asset held as on 31st January 2018: ₹ 26.73 Cr

FUND MANAGER: Mr. Deven Sangoi (Equity), Mr. Ajit Kumar (Debt)



| SECURITIES                   | Holding       |
|------------------------------|---------------|
| <b>GOVERNMENT SECURITIES</b> | <b>18.75%</b> |

|                                |       |
|--------------------------------|-------|
| 6.79% GOI 2029 (MD 26/12/2029) | 7.91% |
| 8.83% GOI 2041 (MD 12/12/2041) | 4.16% |
| 7.50% GOI 2034 (10.08.2034)    | 2.75% |
| 8.24% GOI 2033 (MD 10/11/2033) | 1.95% |
| 8.83% GOI 2023 (MD 25/11/2023) | 0.99% |
| 8.30% GOI 2042 (MD 31/12/2042) | 0.99% |

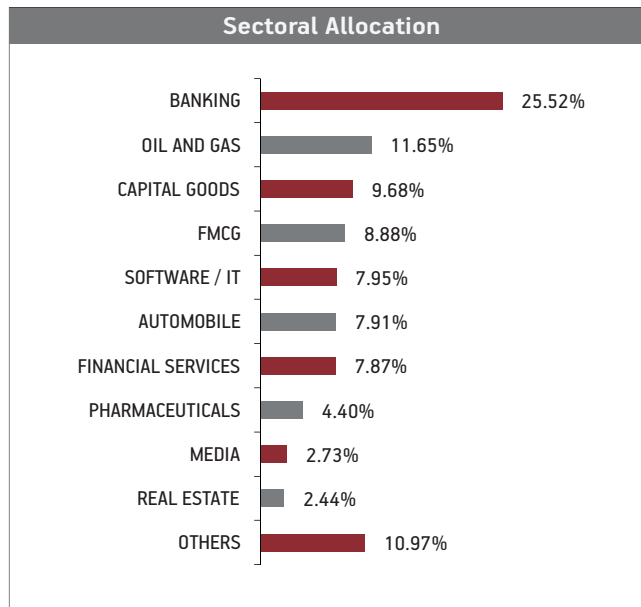
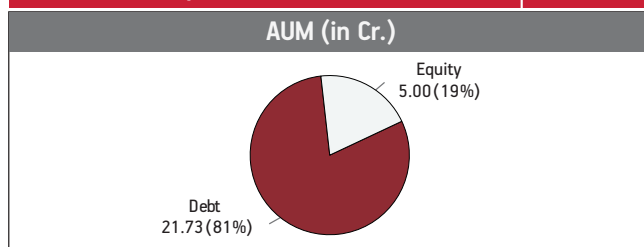
|                       |               |
|-----------------------|---------------|
| <b>CORPORATE DEBT</b> | <b>43.23%</b> |
|-----------------------|---------------|

|  |       |
|--|-------|
| 7.52% NHPC Ltd NCD SR-V2 STRRP A (MD 06/06/2023)             | 8.83% |
| 9.37% Power Finance Corporation Ltd NCD (MD 19/08/2024)      | 8.01% |
| 9.24% LIC Housing Finance Ltd NCD (MD 30/09/2024)            | 7.97% |
| 8.90% Steel Authority Of India (MD 01/05/2019) CALL FR 01/05 | 7.48% |
| 8.46% HDFC Ltd. NCD MD (15/06/2026) Put 15/07/2017 SR P - 16 | 3.84% |
| 7.89% Can Fin Homes Ltd. NCD MD (18/05/2022) Series 6        | 2.63% |
| 8.30% Rural Electrification Corpn. Ltd. NCD (MD 10/04/2025)  | 2.28% |
| 8.70% Power Finance Corporation Ltd. NCD (MD 14/05/2025)     | 1.17% |
| 9.70% L&T Infra Debt Fund Ltd NCD (MD 10/06/2024) Option     | 1.02% |

|               |               |
|---------------|---------------|
| <b>EQUITY</b> | <b>18.69%</b> |
|---------------|---------------|

|                             |       |
|-----------------------------|-------|
| HDFC Bank Ltd               | 1.95% |
| Reliance Industries Limited | 1.51% |
| HDFC                        | 1.43% |
| Larsen & Toubro Ltd         | 1.40% |
| ICICI Bank Ltd              | 1.03% |
| Infosys Limited             | 0.97% |
| ITC Ltd                     | 0.82% |
| Maruti Suzuki India Limited | 0.78% |
| IndusInd Bank Ltd           | 0.62% |
| State Bank Of India         | 0.59% |
| Other Equity                | 7.59% |

|   |               |
|---|---------------|
| <b>MMI, Deposits, CBLO &amp; Others</b> | <b>19.32%</b> |
|---|---------------|

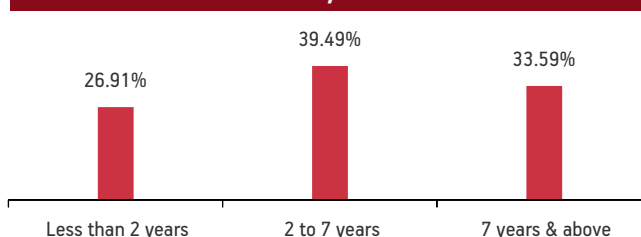


|                            |             |
|----------------------------|-------------|
| <b>Maturity (in years)</b> | <b>7.88</b> |
|----------------------------|-------------|

|                          |              |
|--------------------------|--------------|
| <b>Yield to Maturity</b> | <b>8.02%</b> |
|--------------------------|--------------|

|                          |             |
|--------------------------|-------------|
| <b>Modified Duration</b> | <b>4.83</b> |
|--------------------------|-------------|

|                         |  |
|-------------------------|--|
| <b>Maturity Profile</b> |  |
|-------------------------|--|



## Fund Update:

Exposure to equities has decreased to 18.69% from 20.10% and MMI has increased to 19.32% from 18.28% on a MOM basis.

Pension growth fund continues to be predominantly invested in highest rated fixed income instruments.

Refer annexure for complete portfolio details.

## About The Fund

Date of Inception: 12-Mar-03

**OBJECTIVE:** This Investment Fund Option helps build your capital and generate better returns at moderate level of risk, over a medium or long-term period through a proper balance of investment in equity and debt.

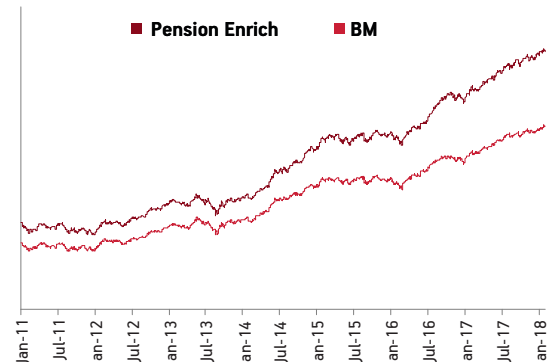
**STRATEGY:** To generate better return with moderate level of risk through active management of fixed income portfolio and focus on creating a long-term equity portfolio, which will enhance yield of the composite portfolio with low level of risk.

NAV as on 31st January 2018: ₹ 53.3033

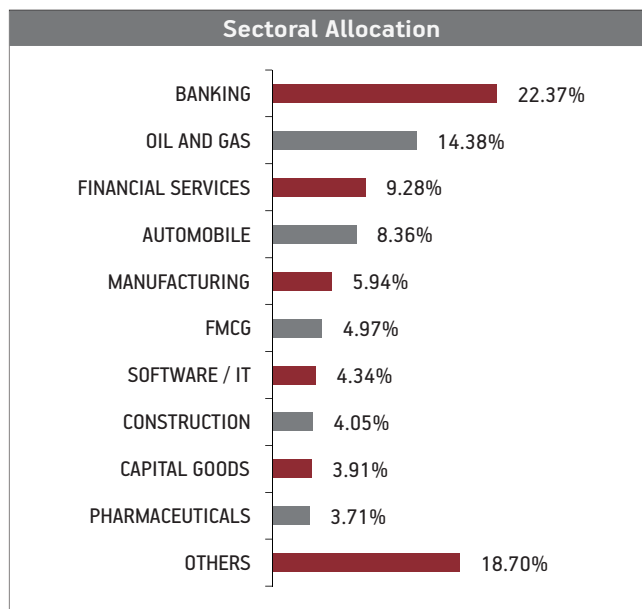
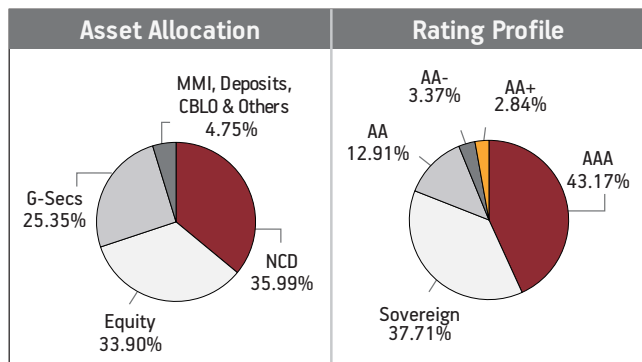
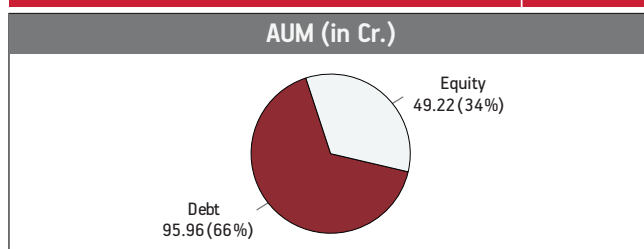
BENCHMARK: BSE 100, Crisil Composite Bond Fund Index &amp; Crisil Liquid Fund Index

Asset held as on 31st January 2018: ₹ 145.18 Cr

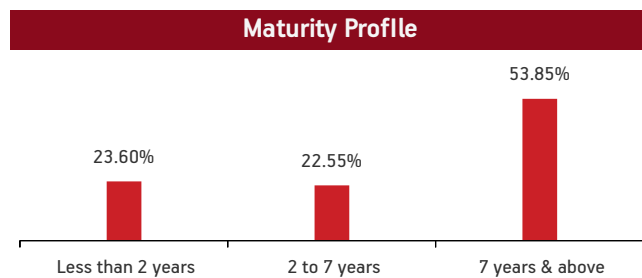
FUND MANAGER: Mr. Trilok Agarwal (Equity), Mr. Ajit Kumar PPB (Debt)



| SECURITIES   | Holding       |
|--|---------------|
| <b>GOVERNMENT SECURITIES</b>                                 | <b>25.35%</b> |
| 8.28% GOI 2027 (MD 21/09/2027)                               | 8.95%         |
| 7.59% GOI 2026 (MD 11/01/2026)                               | 6.86%         |
| 8.30% GOI 2042 (MD 31/12/2042)                               | 4.37%         |
| 9.95% Food Corporation Of India NCD (MD 07/03/2022)          | 2.22%         |
| 9.15% GOI 2024 (MD 14/11/2024)                               | 1.49%         |
| 8.60% GOI 2028 (MD 02/06/2028)                               | 1.46%         |
| <b>CORPORATE DEBT</b>  | <b>35.99%</b> |
| 9.25% Power Grid Corporation Ltd NCD (MD 09/03/2027)         | 7.43%         |
| 9.20% Cholamandalam Invst And Fin Co Ltd NCD (MD 29/03/2019) | 5.08%         |
| 8.12% Export Import Bank Of India NCD (MD 25/04/2031) SR-T02 | 3.33%         |
| 9.55% Hindalco Industries Ltd. NCD (MD 25/04/2022)           | 2.14%         |
| 8.90% Steel Authority Of India (MD 01/05/2019) CALL FR 01/05 | 2.07%         |
| 9.18% HDFC Ltd NCD (MD 12/02/2018)                           | 1.93%         |
| 9.81% Power Finance Corporation Ltd (MD 07/10/2018)          | 1.88%         |
| 8.74% Mahindra Rural Housing Finance NCD (MD 05/08/2019)     | 1.74%         |
| 9.37% Power Finance Corporation Ltd NCD (MD 19/08/2024)      | 1.48%         |
| 8.40% Larsen & Toubro Ltd NCD (MD 24/09/2020)                | 1.40%         |
| Other Corporate Debt   | 7.50%         |
| <b>EQUITY</b>  | <b>33.90%</b> |
| HDFC Bank Ltd  | 2.36%         |
| HDFC   | 1.98%         |
| Maruti Suzuki India Limited                                  | 1.72%         |
| Reliance Industries Limited                                  | 1.70%         |
| ITC Ltd  | 1.68%         |
| Infosys Limited  | 1.29%         |
| Kotak Mahindra Bank Limited                                  | 1.25%         |
| ICICI Bank Ltd   | 1.06%         |
| GAIL (India) Limited   | 1.02%         |
| Yes Bank Limited   | 0.97%         |
| Other Equity   | 18.88%        |
| <b>MMI, Deposits, CBLO &amp; Others</b>                      | <b>4.75%</b>  |



|                            |              |
|----------------------------|--------------|
| <b>Maturity (in years)</b> | <b>7.68</b>  |
| <b>Yield to Maturity</b>   | <b>7.85%</b> |
| <b>Modified Duration</b>   | <b>4.80</b>  |



## Fund Update:

Exposure to equities has decreased to 33.90% from 34.79% and MMI has increased to 4.75% from 3.80% on a MOM basis.

Pension enrich fund continues to be predominantly invested in large cap stocks and highest rated fixed income instruments.

Refer annexure for complete portfolio details.

**Liquid Plus Fund**

| Corporate Debt   | 66.53 |
|--|-------|
| 9.43% IRFC NCD (MD 23/05/2018)                               | 8.82  |
| 8.55% Reliance Jio Infocomm Limited NCD PP06 (MD 31/07/2018) | 8.78  |
| 8.90% Steel Authority Of India (MD 01/05/2019) CALL Fr 01/05 | 7.44  |
| 8.00% HDFC Ltd NCD (MD 22/08/2018)                           | 7.01  |
| 8.03% Kotak Mahindra Prime Ltd NCD S-2 (MD 14/02/2019)       | 5.25  |
| 8.35% Petronet Lng Ltd NCD (MD 14/06/2018)                   | 4.39  |
| 7.93% Power Grid Corporation NCD (MD 20/05/2018) [B]         | 4.39  |
| 9.64% Power Grid Corporation NCD (MD 31/05/18)               | 3.09  |
| 9.75% LIC Housing Finance Ltd NCD (MD 24/03/2018)            | 2.63  |
| 8.95% Power Finance Corporation Ltd (MD 11/03/2018)          | 2.54  |
| 9.81% Power Finance Corporation Ltd (MD 07/10/2018)          | 2.22  |
| 9.80% Indiabulls Housing Finance Ltd NCD Op. li Anually Comp | 2.05  |
| 9.15% Larsen & Toubro Ltd NCD (MD 05/01/2019)                | 1.77  |
| 10.85% RECL Ltd NCD (MD 14/08/2018)                          | 1.33  |
| 8.81% HDB Financial Services Limited NCD (MD 28/07/2018)     | 1.32  |
| 8.71% Can Fin Homes Ltd. NCD MD (07/08/2018) Series 1        | 1.32  |
| 9.05% Sundaram Finance Ltd. NCD (MD 12/04/2018)              | 1.32  |
| 8.60% Kotak Mahindra Prime Ltd NCD (MD 18/05/2018)           | 0.88  |

**MMI, Deposits, CBLO & Others****33.47**

|  |      |
|--|------|
| Tata Motors Ltd Cp (MD 29/06/2018)                         | 7.67 |
| Kotak Mahindra Investments Ltd Cp (MD 08/01/2019)          | 6.11 |
| Ujjivan Small Finance Bank Ltd Cd (MD 27/12/2018)          | 2.46 |
| Aditya Birla Sun Life Cash Plus - Direct Plan - Growth     | 2.22 |
| Fullerton India Credit Co. Ltd. Cp (MD 27/09/2018)-18/04   | 1.25 |
| Tata Money Market Fund - Direct Plan - Growth              | 1.21 |
| UTI - Liquid Fund-Cash Plan-Inst Growth Direct             | 1.01 |
| 8.50% Bank Of Baroda Fd Comp (MD 05/03/2018) (Fv 1.01 Crs) | 0.88 |
| 9.75% State Bank of India Fd Comp (MD 10/09/2018)          | 0.87 |
| 8.75% Corp Bank Fd Qtr Comp (MD 23/03/2018) (Fv 99 Lac)    | 0.87 |
| 9.75% State Bank Of Bikaner Jaipur Fd Comp (MD 11/09/2018) | 0.87 |
| 8.75% Corp Bank Fd Qtr Comp (MD 26/03/2018) (Fv 99 Lac)    | 0.87 |
| LIC MF Liquid Fund-Direct Plan-Growth Option               | 0.71 |
| Bajaj Finance Ltd Cp (MD 02/08/2018)                       | 0.68 |
| Cash & Cash Equivalent                                     | 5.80 |

**Assure Fund****Corporate Debt****77.49**

|  |      |
|--|------|
| 7.48% GRUH Finance Ltd NCD (MD 10/06/19) F-013               | 5.86 |
| 7.90% Nirma Ltd NCD Sr Iii (MD 28/02/2020)                   | 5.83 |
| 9.81% Power Finance Corporation Ltd (MD 07/10/2018)          | 5.52 |
| 8.12% ONGC Mangalore Petrochemicals Limited NCD (MD 10/06/2) | 3.54 |
| 9.75% U.P. Power Corp Series B (MD 20/10/20)                 | 3.02 |
| 8.30% GAIL (India) Ltd. NCD 2015-Series-1(A) (MD 23/02/20)   | 2.98 |
| 8.40% Larsen & Toubro Ltd NCD (MD 24/09/2020)                | 2.98 |
| 8.37% Rural Electrification Corpn. Ltd. NCD (MD 14/08/2020)  | 2.98 |
| 8.40% Power Grid Corporation NCD (MD 27/05/2020) [B]         | 2.97 |
| 8.85% Axis Finance Limited (MD 29/01/19)                     | 2.96 |
| 8.50% NHPC Ltd NCD Sr-T STRRP A (MD 14/07/2019)              | 2.96 |
| 8.13% Power Grid Corporation NCD (MD 25/04/2020) [A]         | 2.96 |
| 7.89% Can Fin Homes Ltd. NCD MD (18/05/2022) Series 6        | 2.94 |
| 7.15% IRFC NCD (MD 16/09/2018)                               | 2.92 |
| 7.55% Tube Investments Of India Ltd NCD (MD 20/02/2020)      | 2.90 |
| 7.24% Rural Electrification Corpn. Ltd. NCD (MD 21/10/2021)  | 2.88 |
| 9.63% Rural Electrification Corpn. Ltd. NCD (MD 05/02/2019)  | 2.69 |
| 8.90% Steel Authority Of India (MD 01/05/2019) CALL Fr 01/05 | 2.05 |
| 8.37% NABARD NCD (MD 22/06/2020) 16C                         | 1.78 |
| 8.74% Mahindra Rural Housing Finance NCD (MD 05/08/2019)     | 1.78 |
| 7.63% PNB Housing Finance Ltd NCD (MD 15/12/2020)            | 1.76 |
| 6.99% Ultratech Cement Ltd NCD (MD 24/11/2021)               | 1.71 |
| 10.50% Au Small Finance Bank Limited NCD (MD 19/04/2019)     | 1.50 |

|   |      |
|---|------|
| 9.30% Power Grid Corpn. Of India Ltd. NCD (MD 28/06/2018) | 1.48 |
| 9.00% LIC Housing Finance Ltd NCD (MD 23/11/2020)         | 1.21 |
| 9.97% HDB Financial Services Limited NCD (MD 28/12/2018)  | 1.20 |
| 9.00% Indiabulls Housing Finance Ltd NCD (MD 21/06/2019)  | 1.19 |
| 9.75% Tata Motors Ltd NCD (MD 24/05/2020)                 | 1.03 |
| 9.05% Sundaram Finance Ltd. NCD (MD 12/04/2018)           | 0.71 |
| 9.70% Power Finance Corpn. Ltd. NCD (MD 09/06/2021)       | 0.62 |
| 9.61% Power Finance Corporation Ltd (MD 29/06/2021)       | 0.62 |

**MMI, Deposits, CBLO & Others****22.51**

|  |      |
|--|------|
| Kotak Mahindra Investments Ltd Cp (MD 26/10/2018)          | 3.90 |
| Tata Motors Ltd Cp (MD 29/06/2018)                         | 3.14 |
| Bajaj Finance Ltd Cp (MD 02/08/2018)                       | 2.04 |
| 9.75% State Bank Of Bikaner Jaipur FD Comp (MD 13/09/2018) | 0.58 |
| 9.75% State Bank Of Bikaner Jaipur FD Comp (MD 13/03/2018) | 0.58 |
| 9.75% State Bank Of Bikaner FD Qtr Comp (MD 23/05/2019)    | 0.58 |
| 9.75% State Bank Of Bikaner FD Qtr Comp (MD 12/09/2019)    | 0.58 |
| 9.75% State Bank Of Bikaner FD Qtr Comp (MD 13/02/2020)    | 0.58 |
| 9.75% State Bank Of Bikaner Jaipur FD Comp (MD 15/03/2018) | 0.58 |
| 9.75% State Bank Of Bikaner Jaipur FD Comp (MD 14/09/2018) | 0.58 |
| 9.75% State Bank Of Bikaner Jaipur FD Comp (MD 14/03/2018) | 0.58 |
| Aditya Birla Sun Life Cash Plus - Direct Plan - Growth     | 0.34 |
| LIC MF Liquid Fund-Direct Plan-Growth Option               | 0.26 |
| UTI - Liquid Fund-Cash Plan-Inst Growth Direct             | 0.25 |
| HDFC Liquid Fund-Direct Plan - Growth Option               | 0.23 |
| Cash & Cash Equivalent                                     | 7.70 |

**Income Advantage Fund****Government Securities****13.97**

|  |      |
|--|------|
| HDFC Bank Ltd Cd (MD 25/01/2019)                           | 1.53 |
| UTI - Liquid Fund-Cash Plan-Inst Growth Direct             | 1.52 |
| LIC MF Liquid Fund-Direct Plan-Growth Option               | 1.35 |
| Tata Money Market Fund - Direct Plan - Growth              | 1.31 |
| 9.00% Corp Bank Fd Qtr Comp (MD 15/03/2018) (F.V. 5Cr)     | 0.75 |
| 9.00% Corp Bank Fd Qtr Comp (MD 17/09/2018) (F.V. 5Cr)     | 0.75 |
| 8.50% Bank Of Baroda Fd Comp (MD 05/03/2018) (Fv 1.01 Crs) | 0.60 |
| 8.50% Corp Bank Fd Qtr Comp (MD 17/09/2018) (Fv 1.01 Crs)  | 0.15 |
| 9.75% State Bank Of Bikaner Fd Qtr Comp (MD 14/05/2019)    | 0.15 |
| 9.75% State Bank Of Bikaner Fd Qtr Comp (MD 13/05/2019)    | 0.15 |
| 9.75% State Bank Of Bikaner Fd Qtr Comp (MD 13/09/2019)    | 0.15 |
| 8.75% Corp Bank Fd Qtr Comp (MD 20/03/2019) (Fv 99 Lac)    | 0.15 |
| 9.75% State Bank Of Bikaner Fd Qtr Comp (MD 11/09/2019)    | 0.15 |
| 9.75% SBI FD Qtr Comp (MD 15/05/2019)                      | 0.15 |
| 9.75% State Bank Of Bikaner Fd Qtr Comp (MD 10/05/2019)    | 0.15 |
| 9.75% State Bank Of Bikaner Jaipur Fd Comp (MD 12/03/2018) | 0.15 |
| 9.75% State Bank Of Bikaner Fd Qtr Comp (MD 09/05/2019)    | 0.15 |

**Corporate Debt****58.53**

|   |      |
|---|------|
| 8.25% Tata Sons Ltd. NCD (MD 23/03/2022)                      | 2.28 |
| 8.85% Tata Capital Financial Services Ltd NCD (MD 03/05/2019) | 2.27 |
| 8.05% NTPC Ltd NCD (MD 05/05/2026)-Series 60                  | 2.25 |
| 7.54% IRFC NCD (MD 31/10/2027)                                | 2.17 |
| 7.20% Power Grid Corporation NCD (MD 09/08/2027)              | 2.12 |
| 8.12% ONGC Mangalore Petrochemicals Limited NCD (MD 10/06/2)  | 1.73 |
| 7.99% Tata Motors Fin Ltd NCD. Zero Coupon (7.99% XIRR) NCD   | 1.59 |
| 9.60% Hindalco Industries Ltd. NCD (MD 02/08/2022)            | 1.56 |
| 8.72% Kotak Mahindra Bank Ltd NCD (MD 14/01/2022)             | 1.54 |
| 8.75% HDFC Ltd. NCD (04/03/2021)(Series P-002) (Put Opt 14/0) | 1.54 |
| 8.45% HDFC Ltd. NCD MD (18/05/2026) (Series P - 012)          | 1.53 |

|   |      |
|---|------|
| 8.20% Power Grid Corporation NCD (MD 23/01/2025) Sr-Xlviii S      | 1.51 |
| 9.13% Cholamandalam Investment And Finance Co. Ltd. NCD (MD 3     | 1.21 |
| 9.55% Hindalco Industries Ltd. NCD (MD 25/04/2022)                | 1.16 |
| 8.83% Export Import Bank Of India NCD (MD 09/01/2023)             | 1.09 |
| 8.35% LIC Housing Finance Ltd. NCD (MD 23/10/2020)                | 1.06 |
| 7.54% GRUH Finance Ltd NCD (MD 15/03/19) F-011                    | 1.05 |
| 7.40% GRUH Finance Ltd NCD (MD 30/09/20) F-010                    | 1.04 |
| 6.99% Ultratech Cement Ltd NCD (MD 24/11/2021)                    | 0.87 |
| 7.68% Fullerton India Credit Co. Ltd. NCD (MD 14/08/2020) Sr      | 0.82 |
| 9.34% Rural Electrification Corpn. Ltd. NCD (MD 25/08/2024)       | 0.80 |
| 9.25% Reliance Jio Infocomm Limited NCD (MD 16/06/2024)           | 0.80 |
| 8.93% Power Grid Corporation Of India Ltd NCD (MD 20/10/2025)     | 0.79 |
| 8.85% NHPC Ltd NCD R-2 STRRP 14 (MD 11/02/2026)                   | 0.78 |
| 8.65% India Infradebt Ltd NCD (MD 21/03/2026) Series li           | 0.78 |
| 8.40% Nuclear Power Corp Of India Ltd (E) (MD 28/11/2029) SE      | 0.78 |
| 9.75% U.P. Power Corp Series D (MD 20/10/22)                      | 0.77 |
| 9.75% U.P. Power Corp Series C (MD 20/10/21)                      | 0.77 |
| 8.55% LIC Housing Finance Ltd. NCD (MD 14/08/2025)                | 0.77 |
| 9.20% Cholamandalam Invt And Fin Co Ltd NCD (MD 09/11/2023)       | 0.77 |
| 8.40% Power Grid Corporation NCD (MD 27/05/2029) [K]              | 0.77 |
| 8.40% Power Grid Corporation NCD (MD 27/05/2028) [J]              | 0.77 |
| 8.49% L&T Infra Debt Fund Ltd NCD (MD 28/01/2025)                 | 0.77 |
| 8.44% HDFC Ltd. NCD MD (01/06/2026) Put 01/12/2017 Sr P - 15      | 0.77 |
| 8.40% Power Grid Corporation NCD (MD 27/05/2027) [I]              | 0.77 |
| 8.40% Power Grid Corporation NCD (MD 27/05/2026) [H]              | 0.77 |
| 8.29% MTNL NCD (MD 28/11/2024) Series Iv-D 2014                   | 0.77 |
| 10.50% Au Small Finance Bank Limited NCD (MD 19/04/2019)          | 0.76 |
| 9.30% Steel Authority Of India (MD 25/05/2020)                    | 0.76 |
| 9.39% Power Finance Corporation Ltd NCD (MD 27/08/2029)           | 0.76 |
| 8.13% Power Grid Corporation NCD (MD 25/04/2021) [B]              | 0.76 |
| 8.63% HDB Financial Services Limited NCD (MD 17/06/2019)          | 0.76 |
| 8.50% Repco Home Finance Ltd NCD (MD 04/10/2019)                  | 0.75 |
| 8.65% Steel Authority Of India (MD 30/12/2019)                    | 0.75 |
| 7.90% Nirma Ltd NCD Sr Iii (MD 28/02/2020)                        | 0.74 |
| 7.60% ICICI Bank Ltd NCD (MD 07/10/2023)                          | 0.74 |
| 7.60% Axis Bank Ltd NCD (MD 20/10/2023)                           | 0.74 |
| 8.50% LIC Housing Finance Ltd. NCD (MD 24/02/2025) Put Option     | 0.68 |
| 8.50% Indiabulls Housing Finance Ltd NCD Sr I-010 (MD 27/03/2020) | 0.61 |
| 7.53% Ultratech Cement Ltd NCD (MD 21/08/2026)                    | 0.58 |
| 9.70% Tata Sons Ltd. NCD (MD 25/07/2022)                          | 0.56 |
| 8.60% Steel Authority Of India (MD 19/11/2019)                    | 0.56 |
| 9.75% Tata Motors Ltd NCD (MD 24/05/2020)                         | 0.54 |
| 8.37% Rural Electrification Corpn. Ltd. NCD (MD 14/08/2020)       | 0.53 |
| 9.74% Tata Sons Ltd. NCD (MD 13/01/2024)                          | 0.49 |
| 8.87% Export Import Bank Of India NCD (MD 10/10/2022)             | 0.47 |
| 8.40% Power Grid Corporation NCD (MD 27/05/2030) [L]              | 0.46 |
| 8.20% Power Finance Corpn. Ltd. NCD (MD 10/03/2025)               | 0.46 |
| 9.37% Power Finance Corporation Ltd NCD (MD 19/08/2024)           | 0.32 |
| 9.25% LIC Housing Finance Ltd NCD (MD 12/11/2022)                 | 0.32 |
| 9.45% LIC Housing Finance Ltd NCD (MD 30/01/2022)                 | 0.32 |
| 8.85% Axis Bank NCD (MD 05/12/2024)                               | 0.31 |
| 9.50 HDFC Ltd. NCD (MD 04/07/2022)                                | 0.16 |
| 2% Tata Steel Ltd NCD (MD 23/04/2022)                             | 0.08 |
| 9.5% Housing Development Finance Corpn. Ltd. 2022                 | 0.16 |
| 9.5% Housing Development Finance Corpn. Ltd. 2022                 | 0.16 |
| 9.5% Housing Development Finance Corpn. Ltd. 2022                 | 0.16 |
| 9.5% Housing Development Finance Corpn. Ltd. 2022                 | 0.16 |
| 9.5% Housing Development Finance Corpn. Ltd. 2022                 | 0.16 |
| 9.5% Housing Development Finance Corpn. Ltd. 2022                 | 0.16 |
| 9.5% Housing Development Finance Corpn. Ltd. 2022                 | 0.16 |
| 9.5% Housing Development Finance Corpn. Ltd. 2022                 | 0.16 |
| 2% Tata Steel Ltd. 2022   | 0.08 |

**MMI, Deposits, CBLO & Others****13.97**

|  |      |
|--|------|
| HDFC Bank Ltd Cd (MD 25/01/2019)               | 1.53 |
| UTI - Liquid Fund-Cash Plan-Inst Growth Direct | 1.52 |
| LIC MF Liquid Fund-Direct Plan-Growth Option   | 1.35 |
| Tata Money Market Fund - Direct Plan - Growth  | 1.31 |



|  |      |
|--|------|
| 9.00% Corp Bank Fd Qtr Comp (MD 15/03/2018) (F.V. 5Cr)     | 0.75 |
| 9.00% Corp Bank Fd Qtr Comp (MD 17/09/2018) (F.V. 5Cr)     | 0.75 |
| 8.50% Bank Of Baroda Fd Comp (MD 05/03/2018) (Fv 1.01 Crs) | 0.60 |
| 8.50% Corp Bank Fd Qtr Comp (MD 17/09/2018) (Fv 1.01 Crs)  | 0.15 |
| 9.75% State Bank Of Bikaner FD Qtr Comp (MD 14/05/2019)    | 0.15 |
| 9.75% State Bank Of Bikaner FD Qtr Comp (MD 13/05/2019)    | 0.15 |
| 9.75% State Bank Of Bikaner FD Qtr Comp (MD 13/09/2019)    | 0.15 |
| 8.75% Corp Bank Fd Qtr Comp (MD 20/03/2019) (FV 99 Lac)    | 0.15 |
| 9.75% State Bank Of Bikaner FD Qtr Comp (MD 11/09/2019)    | 0.15 |
| 9.75% SBI Fd Qtr Comp (MD 15/05/2019)                      | 0.15 |
| 9.75% State Bank Of Bikaner FD Qtr Comp (MD 10/05/2019)    | 0.15 |
| 9.75% State Bank Of Bikaner Jaipur Fd Comp (MD 12/03/2018) | 0.15 |
| 9.75% State Bank Of Bikaner Fd Qtr Comp (MD 09/05/2019)    | 0.15 |
| Cash & Cash Equivalent                                     | 4.67 |

## Income Advantage Guaranteed

| Government Securities          | 27.40 |
|--------------------------------|-------|
| 7.35% GOI (MD 22/06/2024).     | 7.14  |
| 8.17% GOI 2044 (MD 01/12/2044) | 3.97  |
| 7.61% GOI 2030 (MD 09/05/2030) | 3.55  |
| 8.83% GOI 2041 (MD 12/12/2041) | 3.20  |
| 7.59% GOI 2029 (MD 20/03/2029) | 3.19  |
| 8.79% GOI 2021 (MD 08/11/2021) | 2.57  |
| 8.60% GOI 2028 (MD 02/06/2028) | 1.53  |
| 8.13% GOI 2045 (MD 22/06/2045) | 1.49  |
| 8.30% GOI 2040 (MD 02/07/2040) | 0.76  |

## Corporate Debt

| Corporate Debt   | 64.38 |
|--|-------|
| 8.29% MTNL NCD (MD 28/11/2024) Series Iv-D 2014                | 3.68  |
| 8.12% Export Import Bank Of India NCD (MD 25/04/2031) Sr-T02   | 3.63  |
| 8.50% Repco Home Finance Ltd NCD (MD 04/10/2019)               | 3.62  |
| 7.89% Can Fin Homes Ltd. NCD MD (18/05/2022) Series 6          | 3.61  |
| 7.63% PNB Housing Finance Ltd NCD (MD 15/12/2020)              | 3.60  |
| 7.55% Tube Investments Of India Ltd NCD (MD 20/02/2020)        | 3.56  |
| 8.14% Nuclear Power Corpn Of India Ltd (MD 25/03/2026) Sr-X    | 2.93  |
| 9.20% Cholamandalam Invt And Fin Co Ltd NCD (MD 29/03/2019)    | 2.91  |
| 8.13% Power Grid Corporation NCD (MD 25/04/2022) [C]           | 2.91  |
| 8.72% Kotak Mahindra Bank Ltd NCD (MD 14/01/2022)              | 2.23  |
| 8.50% Indiabulls Housing Finance Ltd NCD Sr I-010 (MD 27/03/)  | 2.19  |
| 9.13% Cholamandalam Investment And Finance Co. Ltd. NCD (MD 3) | 2.18  |
| 7.90% Nirma Ltd NCD Sr Iii (MD 28/02/2020)                     | 2.15  |
| 8.50% NHPC Ltd NCD Sr-T STRRP L (MD 14/07/2030)                | 1.87  |
| 9.25% Power Grid Corporation Ltd NCD (MD 09/03/2027)           | 1.55  |
| 7.99% Tata Motors Fin Ltd Ncd. Zero Coupon (7.99% XIRR) NCD    | 1.53  |
| 9.40% Rural Electrification Corpn. Ltd. NCD (MD 17/07/2021)    | 1.51  |
| 10.50% AU Small Finance Bank Limited NCD (MD 19/04/2019)       | 1.47  |
| 8.20% Power Finance Corpn. Ltd. NCD (MD 10/03/2025)            | 1.46  |
| 8.74% Mahindra Rural Housing Finance NCD (MD 05/08/2019)       | 1.46  |
| 8.05% Repco Home Finance Ltd NCD Series 4 (MD 03/08/2020)      | 1.43  |
| 8.14% Nuclear Power Corpn Of India Ltd (MD 25/03/2027) Sr-Xx   | 1.10  |
| 9.25% Reliance Jio Infocomm Limited NCD (MD 16/06/2024)        | 0.77  |
| 9.36% Power Finance Corpn. Ltd. NCD (MD 01/08/2021)            | 0.76  |
| 8.85% Axis Bank NCD (MD 05/12/2024)                            | 0.75  |
| 8.84% Power Finance Corporation Ltd NCD (MD 04/03/2023)        | 0.75  |
| 8.51% India Infradebt Ltd NCD (MD 10/05/2021) Sr I             | 0.74  |
| 8.49% L&T Infra Debt Fund Ltd NCD (MD 28/01/2025)              | 0.74  |
| 9.44% LIC Housing Finance Ltd NCD (MD 30/08/2019)              | 0.74  |

|   |      |
|---|------|
| 9.00% Indiabulls Housing Finance Ltd NCD (MD 21/06/2019)    | 0.73 |
| 8.40% Larsen & Toubro Ltd NCD (MD 24/09/2020)               | 0.73 |
| 8.37% Nabard NCD (MD 22/06/2020) 16C                        | 0.73 |
| 7.54% GRUH Finance Ltd NCD (MD 15/03/19) F-011              | 0.72 |
| 9.23% LIC Housing Finance Ltd NCD (MD 13/12/2022)           | 0.53 |
| 10.10% Power Grid Corporation NCD (12/06/2022)              | 0.49 |
| 10.70% IRFC NCD (MD 11/09/2023)                             | 0.41 |
| 9.48% Rec Ltd. NCD (MD 10/08/2021)                          | 0.38 |
| 8.70% Power Grid Corporation NCD (MD 15/07/2023) [B]        | 0.37 |
| 9.04% Rural Electrification Corpn. Ltd. NCD (MD 12/10/2019) | 0.37 |
| 8.85% NHPC Ltd NCD (MD 11/02/2019) (Sr R2)                  | 0.36 |
| 7.93% Power Grid Corporation NCD (MD 20/05/2028) [L]        | 0.36 |
| 7.60% Axis Bank Ltd NCD (MD 20/10/2023)                     | 0.35 |

## MMI, Deposits, CBLO &amp; Others

| MMI, Deposits, CBLO & Others                           | 8.22 |
|--|------|
| UTI - Liquid Fund-Cash Plan-Inst Growth Direct         | 1.23 |
| LIC MF Liquid Fund-Direct Plan-Growth Option           | 1.04 |
| HDFC Liquid Fund - Direct Plan - Growth Option         | 0.96 |
| Aditya Birla Sun Life Cash Plus - Direct Plan - Growth | 0.95 |
| Tata Money Market Fund - Direct Plan - Growth          | 0.68 |
| Cash & Cash Equivalent                                 | 3.37 |

## Protector Fund

| Government Securities                               | 38.31 |
|---|-------|
| 7.88% GOI 2030 (MD 19/03/2030)                      | 9.54  |
| 7.59% GOI 2029 (MD 20/03/2029)                      | 5.33  |
| 9.23% GOI 2043 (MD 23/12/2043)                      | 2.97  |
| 7.59% GOI 2026 (MD 11/01/2026)                      | 2.70  |
| 8.28% GOI 2027 (MD 21/09/2027)                      | 2.11  |
| 8.24% GOI (MD 15/02/2027)                           | 2.05  |
| 8.33% GOI 2026 (MD 09/07/2026)                      | 1.82  |
| 7.95% GOI 2032 (28.08.2032)                         | 1.77  |
| 8.60% GOI 2028 (MD 02/06/2028)                      | 1.44  |
| 8.30% GOI 2042 (MD 31/12/2042)                      | 1.43  |
| 7.50% GOI 2034 (10.08.2034)                         | 1.34  |
| 6.79% GOI 2027 (MD 15/05/2027)                      | 1.28  |
| 8.83% GOI 2041 (MD 12/12/2041)                      | 1.20  |
| 9.95% Food Corporation Of India NCD (MD 07/03/2022) | 1.02  |
| 8.32% GOI (MD 02/08/2032)                           | 0.99  |
| 6.79% GOI 2029 (MD 26/12/2029)                      | 0.76  |
| 8.13% GOI (MD 21/09/2022)                           | 0.45  |
| 7.80% GOI (MD 03/05/2020)                           | 0.11  |

## Corporate Debt

| Corporate Debt  | 48.25 |
|---|-------|
| 2% Tata Steel Ltd NCD (MD 23/04/2022)                             | 3.74  |
| 9.57% IRFC NCD (MD 31/05/2021)                                    | 2.87  |
| 8.90% Steel Authority Of India (MD 01/05/2019) CALL Fr 01/05/2019 | 2.16  |
| 8.51% India Infradebt Ltd NCD (MD 10/05/2021) Sr I                | 1.95  |
| 9.25% Power Grid Corporation Ltd NCD (MD 09/03/2027)              | 1.46  |
| 7.99% Tata Motors Fin Ltd Ncd. Zero Coupon (7.99% XIRR) NCD       | 1.44  |
| 9.61% Power Finance Corporation Ltd (MD 29/06/2021)               | 1.43  |
| 9.40% Rural Electrification Corpn. Ltd. NCD (MD 17/07/2021)       | 1.42  |
| 9.25% Power Grid Corporation NCD (MD 26/12/2021)                  | 1.42  |
| 8.85% Axis Bank NCD (MD 05/12/2024)                               | 1.41  |
| 8.88% Export Import Bank Of India NCD (MD 18/10/2022)             | 1.41  |
| 9.55% Hindalco Industries Ltd. NCD (MD 25/04/2022)                | 1.40  |
| 8.85% Bajaj Finance Limited NCD (MD 23/03/2021) (Series 159-      | 1.40  |
| 8.45% HDFC Ltd. NCD MD (18/05/2026) (Series P - 012)              | 1.39  |
| 9.32% Power Finance Corporation Ltd (MD 17/09/2019)               | 1.38  |
| 8.50% NHPC Ltd NCD Sr-T STRRP C (MD 14/07/2021)                   | 1.38  |
| 8.96% Power Finance Corporation Ltd NCD (MD 21/10/2019)           | 1.38  |
| 8.042% Bajaj Finance Limited NCD (Option I) (MD 10/05/2021)       | 1.37  |
| 7.40% GRUH Finance Ltd NCD (MD 30/09/20) F-010                    | 1.35  |
| 7.60% Axis Bank Ltd NCD (MD 20/10/2023)                           | 1.20  |
| 9.35% Rural Electrification Corpn. Ltd. NCD (MD 15/06/2022)       | 1.11  |
| 9.34% Rural Electrification Corpn. Ltd. NCD (MD 25/08/2024)       | 1.10  |
| 9.95% Tata Motors Ltd. NCD (MD 02/03/2020)                        | 0.84  |
| 8.74% Mahindra Rural Housing Finance NCD (MD 05/08/2019)          | 0.82  |
| 8.50% Repco Home Finance Ltd NCD (MD 04/10/2019)                  | 0.82  |

|   |      |
|---|------|
| 8.05% NTPC Ltd NCD (MD 05/05/2026)-Series 60                      | 0.81 |
| 8.05% Repco Home Finance Ltd NCD Series 4 (MD 03/08/2020)         | 0.81 |
| 10.85% RECL Ltd NCD (MD 14/08/2018)                               | 0.74 |
| 9.35% Power Grid Corporation NCD (MD 29/08/2018)                  | 0.68 |
| 8.84% Axis Finance Limited (MD 08/03/18)                          | 0.68 |
| 9.25% LIC Housing Finance Ltd NCD (MD 12/11/2022)                 | 0.57 |
| 8.85% Power Grid Corpn. Of India Ltd. NCD (MD 19/10/2022)         | 0.56 |
| 8.72% Kotak Mahindra Bank Ltd NCD (MD 14/01/2022)                 | 0.56 |
| 8.48% LIC Housing Finance Ltd. NCD (MD 29/06/2026) PUT 29/06/2026 | 0.56 |
| 9.65% Cholamandalam Invt And Fin Co Ltd NCD (MD 21/05/2018)       | 0.54 |
| 7.54% GRUH Finance Ltd NCD (MD 15/03/19) F-011                    | 0.54 |
| 8.80% Power Grid Corporation Ltd NCD (MD 29/09/2019)              | 0.48 |
| 9.70% Power Finance Corporation Ltd NCD (MD 15/12/2018) - SE      | 0.47 |
| 8.65% Rural Electrification Corpn. Ltd. NCD (MD 22/01/2020)       | 0.44 |
| 8.70% Power Finance Corporation Ltd. NCD (MD 14/05/2020)          | 0.41 |
| 9.75% Tata Motors Ltd NCD (MD 24/05/2020)                         | 0.28 |
| 8.30% Rural Electrification Corpn. Ltd. NCD (MD 10/04/2025)       | 0.27 |
| 8.37% NABARD NCD (MD 22/06/2020) 16C                              | 0.27 |
| 8.19% IRFC NCD (MD 27/04/2019)                                    | 0.27 |
| 8.71% Can Fin Homes Ltd. NCD MD (07/08/2018) Series 1             | 0.27 |
| 8.40% Power Grid Corporation NCD (MD 27/05/2030) [L]              | 0.22 |
| 11% Power Finance Corpaoition Ltd NCD (MD 15/09/2018)             | 0.17 |

## Equity

| Equity  | 9.71 |
|---|------|
| HDFC Bank Limited                               | 0.73 |
| Housing Development Finance Corporation         | 0.67 |
| Reliance Industries Limited                     | 0.53 |
| Infosys Limited                                 | 0.40 |
| Maruti Suzuki India Limited                     | 0.36 |
| ICICI Bank Limited                              | 0.33 |
| ITC Limited                                     | 0.33 |
| GAIL (India) Limited                            | 0.31 |
| Yes Bank Limited                                | 0.30 |
| Larsen & Toubro Limited                         | 0.27 |
| IndusInd Bank Limited                           | 0.27 |
| Delta Corp Limited                              | 0.25 |
| NBCC India Limited                              | 0.24 |
| Sun Pharmaceuticals Industries Limited          | 0.23 |
| UPL Limited                                     | 0.23 |
| Petronet LNG Limited                            | 0.22 |
| State Bank of India                             | 0.19 |
| Raymond Limited                                 | 0.19 |
| Mahindra And Mahindra Limited                   | 0.18 |
| Kotak Mahindra Bank Limited                     | 0.17 |
| Future Retail Limited                           | 0.15 |
| ICICI Prudential Life Insurance Company Limited | 0.15 |
| Hindustan Petroleum Corporation Limited Fv10    | 0.14 |
| DCB Bank Limited                                | 0.14 |
| Sun Tv Network Limited                          | 0.14 |
| Chennai Petroleum Corporation Limited           | 0.13 |
| Container Corporation Of India Limited          | 0.13 |
| Dixon Technologies (India) Ltd                  | 0.13 |
| Indian Oil Corporation Limited                  | 0.13 |
| Bajaj Finserv Limited                           | 0.12 |
| S.P.Apparels Limited                            | 0.12 |
| Gujarat State Petronet Limited                  | 0.11 |
| Indraprastha Gas Limited                        | 0.11 |
| Zee Entertainment Enterprises Limited           | 0.11 |
| Dewan Housing Finance Corporation Limited       | 0.10 |
| Persistent Systems Limited                      | 0.10 |
| Khadim India Limited                            | 0.10 |
| Bajaj Electricals Limited                       | 0.09 |
| Grasim Industries Limited                       | 0.09 |
| Dalmia Bharat Limited                           | 0.09 |
| Fortis Healthcare Limited                       | 0.08 |
| Dr Reddy Laboratories                           | 0.08 |
| Ujivan Financial Services Limited               | 0.08 |
| Manganese Ore India Limited                     | 0.08 |
| Maharashtra Seamless Limited Fv 5               | 0.07 |
| Cadila Healthcare Limited                       | 0.07 |



|   |       |
|---|-------|
| HCL Technologies Limited  | 0.07  |
| Steel Authority Of India Limited                                | 0.06  |
| Gujarat State Fertilizers & Chemicals Limited                   | 0.06  |
| Apollo Tyres Limited  | 0.05  |
| Majesco Limited   | 0.05  |
| Sonata Software Limited   | 0.05  |
| Siemens Limited   | 0.05  |
| India Cements Limited   | 0.04  |
| Reliance Capital Limited  | 0.03  |
| Aditya Birla Capital Limited                                    | 0.02  |
| 6% Zee Entertainment Enterprises Ltd Cum Red Non Con Pref Share | 0.01  |
| Reliance Home Finance Limited                                   | 0.01  |
| Praxis Home Retail Limited                                      | 0.004 |

|  |             |
|--|-------------|
| <b>MMI, Deposits, CBLO &amp; Others</b>                | <b>3.74</b> |
| Aditya Birla Sun Life Cash Plus - Direct Plan - Growth | 0.80        |
| Cash & Cash Equivalent                                 | 2.94        |

**Builder Fund**

|                                |              |
|--------------------------------|--------------|
| <b>Government Securities</b>   | <b>31.64</b> |
| 8.28% GOI 2027 (MD 21/09/2027) | 5.98         |
| 7.59% GOI 2026 (MD 11/01/2026) | 5.29         |
| 6.97% GOI 2026 (MD 06/09/2026) | 4.75         |
| 8.17% GOI 2044 (MD 01/12/2044) | 3.68         |
| 7.88% GOI 2030 (MD 19/03/2030) | 3.57         |
| 8.32% GOI (MD 02/08/2032)      | 2.87         |
| 8.79% GOI 2021 (MD 08/11/2021) | 1.67         |
| 7.95% GOI 2032 (28.08.2032)    | 1.52         |
| 8.30% GOI 2040 (MD 02/07/2040) | 1.30         |
| 8.08% GOI (MD 02/08/2022)      | 0.91         |
| 7.80% GOI (MD 11/04/2021)      | 0.10         |

|   |              |
|---|--------------|
| <b>Corporate Debt</b>   | <b>44.98</b> |
| 9.25% Power Grid Corporation Ltd NCD (MD 09/03/2027)              | 3.06         |
| 8.65% RECL Ltd NCD (MD 15/01/2019)                                | 2.93         |
| 9.81% Power Finance Corporation Ltd (MD 07/10/2018)               | 2.87         |
| 8.50% IRFC NCD (MD 22/06/2020)                                    | 1.92         |
| 7.99% Tata Motors Fin Ltd Ncd. Zero Coupon (7.99% XIRR) NCD       | 1.88         |
| 8.85% Axis Bank NCD (MD 05/12/2024)                               | 1.85         |
| 8.50% NHPC Ltd NCD Sr-T STRRP D (MD 14/07/2022)                   | 1.81         |
| 8.29% MTNL NCD (MD 28/11/2024) Series Iv-D 2014                   | 1.81         |
| 8.65% India Infradebt Ltd NCD (MD 21/08/2020)                     | 1.81         |
| 8.042% Bajaj Finance Limited NCD (Option I) (MD 10/05/2021)       | 1.79         |
| 8.12% Export Import Bank Of India NCD (MD 25/04/2031) Sr-T02      | 1.78         |
| 7.40% GRUH Finance Ltd NCD (MD 30/09/20) F-010                    | 1.76         |
| 8.45% HDFC Ltd. NCD MD (18/05/2026) (Series P - 012)              | 1.45         |
| 8.40% Larsen & Toubro Ltd NCD (MD 24/09/2020)                     | 1.44         |
| 8.19% IRFC NCD (MD 27/04/2019)                                    | 1.43         |
| 8.90% Steel Authority Of India (MD 01/05/2019) CALL FR 01/05/2019 | 1.42         |
| 8.50% Repco Home Finance Ltd NCD (MD 04/10/2019)                  | 1.07         |
| 9.39% Power Finance Corporation Ltd NCD (MD 27/08/2029)           | 0.97         |
| 8.70% Power Finance Corporation Ltd. NCD (MD 14/05/2020)          | 0.94         |
| 9.35% Rural Electrification Corpn. Ltd. NCD (MD 15/06/2022)       | 0.93         |
| 9.35% Power Grid Corporation NCD (MD 29/08/2018)                  | 0.89         |
| 8.84% Axis Finance Limited (MD 08/03/18)                          | 0.89         |
| 10.85% RECL Ltd NCD (MD 30/09/2018)                               | 0.83         |
| 9.95% Tata Motors Ltd. NCD (MD 02/03/2020)                        | 0.73         |
| 8.72% Kotak Mahindra Bank Ltd NCD (MD 14/01/2022)                 | 0.73         |
| 8.48% LIC Housing Finance Ltd. NCD (MD 29/06/2026) PUT 29/06      | 0.73         |
| 8.30% Rural Electrification Corpn. Ltd. NCD (MD 10/04/2025)       | 0.72         |
| 8.74% Mahindra Rural Housing Finance NCD (MD 05/08/2019)          | 0.72         |
| 8.64% Power Grid NCD MD (08/07/2018)                              | 0.71         |
| 9.39% Power Finance Corporation Ltd NCD (MD 27/08/2024)           | 0.57         |
| 9.70% Power Finance Corporation Ltd NCD (MD 15/12/2018) - SE      | 0.54         |
| 9.61% Power Finance Corporation Ltd (MD 29/06/2021)               | 0.37         |
| 8.85% Power Grid Corpn. Of India Ltd. NCD (MD 19/10/2022)         | 0.37         |
| 9.75% Tata Motors Ltd NCD (MD 24/05/2020)                         | 0.37         |
| 8.49% L&T Infra Debt Fund Ltd NCD (MD 28/01/2025)                 | 0.36         |

|   |      |
|---|------|
| 8.12% ONGC Mangalore Petrochemicals Limited NCD (MD 10/06/2019) | 0.36 |
| 11.95% HDFC Ltd. NCD (MD 26/11/2018)                            | 0.11 |
| 9.74% Tata Sons Ltd. NCD (MD 13/01/2024)                        | 0.04 |
| 8.60% Steel Authority Of India (MD 19/11/2019)                  | 0.04 |

|   |              |
|---|--------------|
| <b>Equity</b>   | <b>18.89</b> |
| HDFC Bank Limited   | 1.35         |
| Housing Development Finance Corporation                         | 1.26         |
| Reliance Industries Limited                                     | 0.98         |
| ITC Limited   | 0.96         |
| Infosys Limited   | 0.72         |
| Maruti Suzuki India Limited                                     | 0.71         |
| ICICI Bank Limited  | 0.62         |
| GAIL (India) Limited  | 0.59         |
| Yes Bank Limited  | 0.56         |
| IndusInd Bank Limited   | 0.50         |
| Larsen & Toubro Limited   | 0.50         |
| Kotak Mahindra Bank Limited                                     | 0.46         |
| Delta Corp Limited  | 0.46         |
| Mahindra And Mahindra Limited                                   | 0.45         |
| NBCC India Limited  | 0.43         |
| Sun Pharmaceuticals Industries Limited                          | 0.42         |
| State Bank of India   | 0.36         |
| Raymond Limited   | 0.34         |
| ITD Cementation India Limited                                   | 0.32         |
| Petronet LNG Limited  | 0.31         |
| ICICI Prudential Life Insurance Company Limited                 | 0.30         |
| UPL Limited   | 0.29         |
| Future Retail Limited   | 0.28         |
| Hindustan Petroleum Corporation Limited Fv10                    | 0.26         |
| Sun Tv Network Limited  | 0.26         |
| DCB Bank Limited  | 0.26         |
| Dixon Technologies (India) Ltd                                  | 0.25         |
| Container Corporation Of India Limited                          | 0.24         |
| Chennai Petroleum Corporation Limited                           | 0.23         |
| Indian Oil Corporation Limited                                  | 0.23         |
| Bajaj Finserv Limited   | 0.23         |
| S.P.Apparels Limited  | 0.21         |
| Zee Entertainment Enterprises Limited                           | 0.21         |
| Gujarat State Petronet Limited                                  | 0.20         |
| Tata Motors Limited   | 0.20         |
| Dewan Housing Finance Corporation Limited                       | 0.20         |
| Indraprastha Gas Limited  | 0.20         |
| Khadim India Limited  | 0.19         |
| Sonata Software Limited   | 0.19         |
| Bajaj Electricals Limited                                       | 0.17         |
| Dalmia Bharat Limited   | 0.16         |
| Dr Reddy Laboratories   | 0.15         |
| Fortis Healthcare Limited                                       | 0.15         |
| Grasim Industries Limited                                       | 0.15         |
| Bharti Airtel Limited   | 0.15         |
| Ujivan Financial Services Limited                               | 0.14         |
| Manganese Ore India Limited                                     | 0.14         |
| Maharashtra Seamless Limited Fv 5                               | 0.13         |
| Cadila Healthcare Limited                                       | 0.13         |
| Steel Authority Of India Limited                                | 0.11         |
| Gujarat State Fertilizers & Chemicals Limited                   | 0.11         |
| Majesco Limited   | 0.11         |
| Siemens Limited   | 0.10         |
| India Cements Limited   | 0.08         |
| Reliance Capital Limited  | 0.06         |
| 7.5% Vedanta Ltd Red Pref Share (26/10/2018)                    | 0.04         |
| 6% Zee Entertainment Enterprises Ltd Cum Red Non Con Pref Share | 0.04         |
| Aditya Birla Capital Limited                                    | 0.03         |
| Reliance Home Finance Limited                                   | 0.01         |
| Praxis Home Retail Limited                                      | 0.01         |

|  |             |
|--|-------------|
| <b>MMI, Deposits, CBLO &amp; Others</b>                | <b>4.49</b> |
| Aditya Birla Sun Life Cash Plus - Direct Plan - Growth | 0.84        |
| HDFC Liquid Fund -Direct Plan - Growth Option          | 0.45        |
| UTI - Liquid Fund-Cash Plan-Inst Growth Direct         | 0.44        |
| Cash & Cash Equivalent                                 | 2.76        |

**Balancer Fund**

|                                |              |
|--------------------------------|--------------|
| <b>Government Securities</b>   | <b>56.77</b> |
| 8.17% GOI 2044 (MD 01/12/2044) | 8.23         |
| 8.33% GOI 2026 (MD 09/07/2026) | 6.69         |
| 8.97% GOI 2030 (MD 05/12/2030) | 6.19         |

|   |      |
|---|------|
| 8.20% GOI (MD 15/02/2022)                     | 5.65 |
| 9.23% GOI 2043 (MD 23/12/2043)                | 5.60 |
| 8.60% GOI 2028 (MD 02/06/2028)                | 5.14 |
| 5.64% GOI (MD 02/01/2019)                     | 3.04 |
| 7.95% GOI 2032 (28.08.2032)                   | 2.94 |
| 8.32% GOI (MD 02/08/2032)                     | 2.02 |
| 8.30% GOI 2042 (MD 31/12/2042)                | 1.71 |
| 8.79% GOI 2021 (MD 08/11/2021)                | 1.70 |
| 8.15% GOI 2022 (MD 11/06/2022)                | 1.66 |
| 6.90% GOI (MD 13/07/2019)                     | 1.62 |
| 7% Fertilizer Co Spl GOI 2022 (MD 10/12/2022) | 1.57 |
| 8.08% GOI (MD 02/08/2022)                     | 1.33 |
| 8.83% GOI 2023 (MD 25/11/2023)                | 0.86 |
| 8.28% GOI (MD 15/02/2032)                     | 0.84 |

|   |              |
|---|--------------|
| <b>Corporate Debt</b>   | <b>15.07</b> |
| 9.00% Export Import Bank Of India NCD (MD 10/01/2019)             | 4.25         |
| 9.39% Power Finance Corporation Ltd NCD (MD 27/08/2019)           | 3.30         |
| 9.47% Power Grid Corporation Ltd NCD (MD 31/03/2022)              | 2.56         |
| 9.35% Power Grid Corporation NCD (MD 29/08/2021)                  | 1.69         |
| 8.90% Steel Authority Of India (MD 01/05/2019) CALL FR 01/05/2019 | 1.61         |
| 10.85% RECL Ltd NCD (MD 14/08/2018)                               | 0.98         |
| 9.36% Power Finance Corpn. Ltd. NCD (MD 01/08/2021)               | 0.68         |

|   |              |
|---|--------------|
| <b>Equity</b>                                   | <b>23.95</b> |
| HDFC Bank Limited                               | 2.23         |
| Reliance Industries Limited                     | 1.92         |
| Housing Development Finance Corporation         | 1.39         |
| Larsen & Toubro Limited                         | 0.95         |
| ICICI Bank Limited                              | 0.91         |
| Infosys Limited                                 | 0.87         |
| ITC Limited                                     | 0.86         |
| Maruti Suzuki India Limited                     | 0.67         |
| Tata Motors Limited                             | 0.62         |
| HCL Technologies Limited                        | 0.61         |
| Sun Pharmaceuticals Industries Limited          | 0.59         |
| State Bank of India                             | 0.59         |
| Delta Corp Limited                              | 0.57         |
| Kotak Mahindra Bank Limited                     | 0.52         |
| Mahindra And Mahindra Limited                   | 0.44         |
| Sonata Software Limited                         | 0.38         |
| Yes Bank Limited                                | 0.37         |
| Bharti Airtel Limited                           | 0.37         |
| Kalpataru Power Transmission Limited            | 0.35         |
| Persistent Systems Limited                      | 0.35         |
| Future Retail Limited                           | 0.34         |
| Indian Oil Corporation Limited                  | 0.34         |
| ITD Cementation India Limited                   | 0.32         |
| NBCC India Limited                              | 0.32         |
| L&T Finance Holdings Limited                    | 0.31         |
| GAIL (India) Limited                            | 0.31         |
| Ujivan Financial Services Limited               | 0.31         |
| Britannia Industries Limited                    | 0.29         |
| Dabur India Limited                             | 0.27         |
| Future Lifestyle Fashions Ltd                   | 0.26         |
| Zee Entertainment Enterprises Limited           | 0.26         |
| Himatsingka Seide Limited                       | 0.25         |
| IndusInd Bank Limited                           | 0.25         |
| UPL Limited                                     | 0.25         |
| DCB Bank Limited                                | 0.25         |
| Bajaj Finance Limited                           | 0.24         |
| Rbl Bank Limited                                | 0.24         |
| Khadim India Limited                            | 0.24         |
| Manpasand Beverages Limited                     | 0.23         |
| Magma Fincorp Limited                           | 0.23         |
| Muthoot Finance Limited                         | 0.22         |
| Prestige Estates Projects Limited               | 0.20         |
| Cyient Limited                                  | 0.19         |
| Hindustan Petroleum Corporation Limited Fv10    | 0.17         |
| Maharashtra Seamless Limited Fv 5               | 0.17         |
| S.P.Apparels Limited                            | 0.17         |
| Petronet LNG Limited                            | 0.15         |
| Shriram Transport Finance Company Limited       | 0.14         |
| Bharat Electronics Limited                      | 0.14         |
| NTPC Limited                                    | 0.14         |
| Ceat Limited                                    | 0.14         |
| Majesco Limited                                 | 0.13         |
| ICICI Prudential Life Insurance Company Limited | 0.13         |
| Berger Paints India Limited                     | 0.13         |
| Arvind Limited                                  | 0.13         |
| Navkar Corporation Limited                      | 0.13         |

|   |             |
|---|-------------|
| J.K. Lakshmi Cement Limited                                     | 0.12        |
| Gujarat Alkalies And Chemicals Ltd                              | 0.12        |
| Dr Reddy Laboratories   | 0.11        |
| 6% Zee Entertainment Enterprises Ltd Cum Red Non Con Pref Share | 0.03        |
| Praxis Home Retail Limited                                      | 0.01        |
| <b>MMI, Deposits, CBLO &amp; Others</b>                         | <b>4.20</b> |
| Aditya Birla Sun Life Cash Plus - Direct Plan - Growth          | 1.29        |
| UTI - Liquid Fund-Cash Plan-Inst Growth Direct                  | 1.08        |
| Cash & Cash Equivalent  | 1.84        |

**Enhancer Fund**

|  |              |
|--|--------------|
| <b>Government Securities</b>                                 | <b>27.33</b> |
| 9.23% GOI 2043 (MD 23/12/2043)                               | 3.26         |
| 8.60% GOI 2028 (MD 02/06/2028)                               | 2.89         |
| 8.83% GOI 2023 (MD 25/11/2023)                               | 1.84         |
| 9.20% GOI 2030 (MD 30/09/2030)                               | 1.51         |
| 8.17% GOI 2044 (MD 01/12/2044)                               | 1.46         |
| 6.97% GOI 2026 (MD 06/09/2026)                               | 1.31         |
| 7.88% GOI 2030 (MD 19/03/2030)                               | 1.25         |
| 7.95% GOI 2032 (28.08.2032)                                  | 1.22         |
| 6.79% GOI 2029 (MD 26/12/2029)                               | 1.10         |
| 8.26% GOI 2027 (MD - 02/08/2027)                             | 0.97         |
| 8.13% GOI 2045 (MD 22/06/2045)                               | 0.93         |
| 8.40% GOI 2024 (MD 28/07/2024)                               | 0.91         |
| 8.33% GOI 2026 (MD 09/07/2026)                               | 0.71         |
| 8.28% GOI (MD 15/02/2032)                                    | 0.70         |
| 8.24% GOI (MD 15/02/2027)                                    | 0.64         |
| 8.28% GOI 2027 (MD 21/09/2027)                               | 0.61         |
| 7.06% GOI 2046 (MD 10/10/2046)                               | 0.61         |
| 8.15% GOI 2022 (MD 11/06/2022)                               | 0.53         |
| 8.30% GOI 2042 (MD 31/12/2042)                               | 0.52         |
| 8.20% GOI 2025 (MD 24/09/2025)                               | 0.38         |
| 8.22% State Development -Punjab Spl 2026 (MD 30/03/2026)     | 0.37         |
| 7.59% GOI 2026 (MD 11/01/2026)                               | 0.36         |
| 8.08% GOI (MD 02/08/2022)                                    | 0.36         |
| 8.33% GOI 2036 (07/06/2036)                                  | 0.31         |
| 8.20% GOI (MD 15/02/2022)                                    | 0.31         |
| 8.79% GOI 2021 (MD 08/11/2021)                               | 0.20         |
| 8.35% GOI 2022 (M/D. 14.05.2022)                             | 0.19         |
| 8.32% GOI (MD 02/08/2032)                                    | 0.17         |
| 7.80% GOI (MD 03/05/2020)                                    | 0.16         |
| 7% Fertilizer Co Spl GOI 2022 (MD 10/12/2022)                | 0.13         |
| 8.83% GOI 2041 (MD 12/12/2041)                               | 0.13         |
| 8.24% GOI 2033 (MD 10/11/2033)                               | 0.12         |
| 9.63% State Development -Maharashtra 2024 (MD 12/02/2024)    | 0.12         |
| 8.20% GOI Oil Spl Bond 2023 (MD - 10/11/2023)                | 0.12         |
| 7.94% GOI Bond 24-05-2021                                    | 0.09         |
| 8.91% State Development -Andhra Pradesh 2022 (MD 21/11/2022) | 0.08         |
| 8.85% State Development Loan-Maharashtra2022 (MD 03/10/2022) | 0.08         |
| 10.45% GOI 2018(MD 30/04/2018)                               | 0.07         |
| 7.17% GOI 2028 (MD 08/01/2028)                               | 0.07         |
| 8.19% GOI 2020 (MD 16/01/2020)                               | 0.07         |
| 10.18% GOI 2026 (M/D. 11.09.2026)                            | 0.06         |
| 8.13% GOI (MD 21/09/2022)                                    | 0.05         |
| 6.05% GOI (MD 02/02/2019)                                    | 0.05         |
| 7.80% GOI (MD 11/04/2021)                                    | 0.05         |
| 9.95% Food Corporation Of India NCD (MD 07/03/2022)          | 0.05         |
| 8.30% Fertilizer Co GOI (MD 07/12/2023)                      | 0.04         |
| 8.24% GOI (MD 22/04/2018)                                    | 0.03         |
| 8.30% GOI 2040 (MD 02/07/2040)                               | 0.03         |
| 6.13% GOI 2028 (MD 04.06.2028)                               | 0.03         |
| 8.03% Fci Spl Bonds (MD 15/12/2024)                          | 0.03         |
| 8.97% GOI 2030 (MD 05/12/2030)                               | 0.02         |
| 5.64% GOI (MD 02/01/2019)                                    | 0.02         |
| 7.50% GOI 2034 (10.08.2034)                                  | 0.01         |
| 8.20% GOI OIL (MD 12/02/2024)                                | 0.01         |
| 8.15% GOI FCI SB Bonds (MD 16/10/2022)                       | 0.01         |
| 7.59% GOI 2029 (MD 20/03/2029)                               | 0.01         |
| 10.70% GOI 22/04/2020  | 0.00         |
| <b>Corporate Debt</b>  | <b>33.10</b> |
| 2% Tata Steel Ltd NCD (MD 23/04/2022)                        | 1.04         |
| 10.75% Reliance Industries Ltd NCD (MD 08/12/2018)           | 0.81         |

|   |      |
|---|------|
| 9.05% SBI Perpetual NCD (Call- 27/01/2020) Step Up Rate 9.55  | 0.71 |
| 9.55% Hindalco Industries Ltd. NCD (MD 25/04/2022)            | 0.65 |
| 7.23% Power Finance Corp. Ltd. NCD (MD 05/01/2027) (Sr:155)   | 0.56 |
| 9.10% SBI Perpetual NCD CALL/Step-Up 25/11/2019               | 0.45 |
| 8.55% IRFC NCD (MD 15/01/2019)                                | 0.43 |
| 7.50% Apollo Tyres Limited Maturity 20Th Oct 2023             | 0.42 |
| 10.85% Punjab National Bank (MD 29/09/2023) CALL 29/09/2018   | 0.40 |
| 9.02% Rural Electrification Corp. Ltd. NCD (MD 19/11/2022)    | 0.38 |
| 8.75% Larsen & Toubro Ltd Part Pay Stepup 9.15 NCD 11/05/202  | 0.38 |
| 8.65% Larsen And Tubro Ltd. Reset 8.95% (MD 26/05/2020)       | 0.37 |
| 8.5250% LIC Housing Finance Ltd. NCD (MD 24/09/2020)          | 0.37 |
| 9.02% Tata Motors Ltd NCD (MD 10/12/2021)                     | 0.37 |
| 8.27% Rural Electrification Corp. Ltd. NCD (MD 06/02/2025)    | 0.37 |
| 8.03% Power Finance Corporation Ltd NCD (MD 02/05/2026) (Put  | 0.37 |
| 8.15% Tata Steel Ltd NCD (MD 01/10/2026)                      | 0.35 |
| 7.30% Power Grid Corporation NCD (MD 19/06/2027)              | 0.35 |
| 9.35% Rural Electrification Corp. Ltd. NCD (MD 15/06/2022)    | 0.33 |
| 8.63% L&T Infra Debt Fund Ltd NCD (MD 07/01/2026) Series      | 0.30 |
| 8.57% Rural Electrification Corp. Ltd. NCD (MD 21/12/2024)    | 0.30 |
| 9.75% Tata Motors Ltd NCD (MD 24/05/2020)                     | 0.30 |
| 8.70% Power Finance Corp. Ltd NCD (MD 15/01/2020)             | 0.30 |
| 8.36% Power Finance Corp. Ltd. NCD (MD 04/09/2020)            | 0.30 |
| 8.37% Nabard NCD (MD 22/06/2020) 16C                          | 0.30 |
| 9.90% HDFC Ltd NCD (MD 23/12/2018)                            | 0.30 |
| 8.39% HDFC Ltd NCD (MD 15/03/19) Series 0-008                 | 0.29 |
| 7.95% LIC Housing Finance Ltd. NCD (MD 24/03/2022)            | 0.29 |
| 8.30% Steel Authority Of India (MD 21/01/2020)                | 0.29 |
| 10.70% IRFC NCD (MD 11/09/2023)                               | 0.29 |
| 7.60% Tata Sons Ltd. NCD (MD 14/12/2021)                      | 0.29 |
| 7.60% Axis Bank Ltd NCD (MD 20/10/2023)                       | 0.29 |
| 7.75% LIC Housing Finance Ltd NCD (MD 23/11/2027) Tr 353      | 0.29 |
| 11.95% HDFC Ltd NCD (MD 26/11/2018)                           | 0.28 |
| 9.00% Export Import Bank Of India NCD (MD 10/01/2019)         | 0.27 |
| 9.15% Larsen & Toubro Ltd NCD (MD 05/01/2019)                 | 0.26 |
| 8.50% IRFC NCD (MD 22/06/2020)                                | 0.25 |
| 9.15% SBI Perp NCD CALL 18/01/2020 Stepup 9.65                | 0.24 |
| 9.25% LIC Housing Finance Ltd NCD (MD 01/01/2023)             | 0.24 |
| 9.30% HDFC Ltd NCD (MD 18/01/2021)                            | 0.23 |
| 8.97% Tata Sons Ltd. NCD (MD 15/07/2020)                      | 0.22 |
| 8.78% Power Finance Corp. Ltd. NCD (MD 15/11/2020)            | 0.22 |
| 8.48% Power Finance Corp. Ltd. NCD (09/12/2024) Series 124    | 0.22 |
| 8.65% India Infra debt Ltd NCD (MD 21/08/2020)                | 0.22 |
| 8.44% Can Fin Homes Ltd. NCD MD (08/10/2018) Series 3         | 0.22 |
| 7.60% ICICI Bank Ltd NCD (MD 07/10/2023)                      | 0.22 |
| 8.80% Power Grid Corporation Ltd NCD (MD 29/09/2019)          | 0.21 |
| 8.58% HDFC Ltd NCD (MD 08/05/2018)                            | 0.20 |
| 8.71% Can Fin Homes Ltd. NCD MD (07/08/2018) Series 1         | 0.18 |
| 9.15% ICICI Bank Ltd NCD (MD 31/12/2022)                      | 0.18 |
| 9.1% SBI Perpetual NCD (Call- 14/08/2019) Step Up Rate 9.6%   | 0.18 |
| 8.72% Kotak Mahindra Bank Ltd NCD (MD 14/01/2022)             | 0.18 |
| 9.70% Tata Sons Ltd. NCD (MD 25/07/2022)                      | 0.18 |
| 8.93% Power Grid Corporation Of India Ltd NCD (MD 20/10/2025) | 0.18 |
| 8.50% Repco Home Finance Ltd NCD (MD 04/10/2019)              | 0.18 |
| 9.18% Tata Sons Ltd. NCD (MD 23/11/2020)                      | 0.17 |
| 9.90% Tata Sons Ltd. NCD (MD 20/03/2024)                      | 0.16 |
| 8.70% Power Finance Corporation Ltd. NCD (MD 14/05/2020)      | 0.16 |
| 9.60% LIC Housing Finance Ltd NCD (MD 07/03/2021)             | 0.15 |
| 9.35% Power Grid Corporation NCD (MD 29/08/2021)              | 0.15 |
| 8.70% Power Grid Corporation NCD (MD 15/07/2028) [C]          | 0.15 |
| 8.82% Rural Electrification Corp. Ltd. NCD (MD 12/04/2023)    | 0.15 |
| 8.83% Export Import Bank Of India NCD (MD 09/01/2023)         | 0.15 |
| 9.60% Hindalco Industries Ltd. NCD (MD 02/08/2022)            | 0.15 |
| 8.50% NHPC Ltd NCD Sr-T STRRP K (MD 14/07/2029)               | 0.15 |
| 9.90% Tata Motors Ltd NCD (MD 07/05/2020)                     | 0.15 |
| 8.50% NHPC Ltd NCD Sr-T STRRP (MD 14/07/2028)                 | 0.15 |

|   |      |
|---|------|
| 9.05% SBI Perpetual CALL 20/09/20 Step Up 50Bps                   | 0.15 |
| 8.29% MTNL NCD (MD 28/11/2024) Series Iv-D 2014                   | 0.15 |
| 9.20% L And T Housing Finance NCD (MD 16/01/2020)                 | 0.15 |
| 8.75% Aditya Birla Finance Ltd NCD (MD 24/06/2021) C4 Fy2016      | 0.15 |
| 8.78% NTPC Ltd NCD (MD 09/03/2020)                                | 0.15 |
| 8.32% Power Grid Corporation Of India Ltd NCD (MD 23/12/2025)     | 0.15 |
| 8.14% Nuclear Power Corp. Of India Ltd (MD 25/03/2026) Sr-X       | 0.15 |
| 8.30% GAIL (India) Ltd. Ib NCD (MD 23/02/2023) CALL - 23/0        | 0.15 |
| 8.30% Rural Electrification Corp. Ltd. NCD (MD 10/04/2025)        | 0.15 |
| 8.32% Power Grid Corporation Of India Ltd NCD (MD 23/12/2020)     | 0.15 |
| 8.23% Rural Electrification Corp. Ltd. NCD (MD 23/01/2025)        | 0.15 |
| 9.40% Blue Dart Express Limited NCD (MD 20/11/2018) Series N      | 0.15 |
| 9.28% Export Import Bank Of India NCD (MD 15/10/2018)             | 0.15 |
| 8.20% Power Grid Corporation NCD (MD 23/01/2020) Sr-XLVIII S      | 0.15 |
| 10.70% HDFC Bank Ltd NCD (MD 26/12/2018)                          | 0.15 |
| 8.90% Sundaram Finance Ltd. NCD (MD 29/06/2018)                   | 0.15 |
| 8.96 Hero Fincorp Ltd NCD (MD 23/04/2018) (Series No. HFCL/N      | 0.15 |
| 8.07% Energy Efficiency Services Ltd NCD Strpp B (MD 20/09/2021)  | 0.14 |
| 9.95% Tata Motors Ltd. NCD (MD 02/03/2020)                        | 0.14 |
| 7.86% LIC Housing Finance Ltd. NCD (MD 17/05/2027)                | 0.14 |
| 9.23% LIC Housing Finance Ltd NCD (MD 13/12/2022)                 | 0.14 |
| 7.54% IRFC NCD (MD 31/10/2027)                                    | 0.14 |
| 9.70% Power Finance Corporation Ltd NCD (MD 15/12/2018) - SE      | 0.14 |
| 7.20% Power Grid Corporation NCD (MD 09/08/2027)                  | 0.14 |
| 9.85% State Bank Of Bik & Jai NCD(MD Perpetual) CALL 20/03/1      | 0.13 |
| 9.00% Punjab National Bank NCD (Perpetual) CALL/ Step-Up 27/1     | 0.13 |
| 9.44% Power Finance Corporation Ltd. NCD (MD 23/09/2021) P/C      | 0.13 |
| 9.75% Rural Electrification Corp. Ltd. NCD (MD 11/11/2021)        | 0.12 |
| 9.45% LIC Housing Finance Ltd NCD (MD 30/01/2022)                 | 0.12 |
| 8.84% Power Grid Corp. Of India Ltd. NCD (MD 21/10/2019)          | 0.12 |
| 8.14% Nuclear Power Corp. Of India Ltd (MD 25/03/2027) Sr-Xx      | 0.11 |
| 8.13% Power Grid Corporation NCD (MD 25/04/2023) [D]              | 0.11 |
| 8.13% Power Grid Corporation NCD (MD 25/04/2024) [E]              | 0.11 |
| 8.13% Power Grid Corporation NCD (MD 25/04/2025) [F]              | 0.11 |
| 8.13% Power Grid Corporation NCD (MD 25/04/2026) [G]              | 0.11 |
| NABARD ZCB (MD 01/02/2018)  | 0.11 |
| 8.85% Axis Bank NCD (MD 05/12/2024)                               | 0.11 |
| 10.85% Power Finance Corporation Ltd NCD (MD 11/08/2018)          | 0.10 |
| 9.75% LIC Housing Finance Ltd NCD (MD 24/03/2018)                 | 0.10 |
| 9.35% State Bank Of Hyderabad NCD (MD 19/03/2023) CALL 19/03/2023 | 0.10 |
| 9.39% Power Finance Corporation Ltd NCD (MD 27/08/2029)           | 0.10 |
| 8.46% HDFC Ltd. NCD MD (15/06/2026) PUT 15/07/2017 Sr P - 16      | 0.09 |
| 10.85% RECL Ltd NCD (MD 30/09/2018)                               | 0.09 |
| 8.60% Power Finance Corporation Ltd NCD (MD 07/08/2019)           | 0.08 |
| 9.25% Power Grid Corporation Ltd NCD (MD 09/03/2027)              | 0.08 |
| 9.71% Tata Sons Ltd. NCD (MD 29/08/2022)                          | 0.08 |
| 9.34% HDFC Ltd. NCD MD (28/08/2024)                               | 0.08 |
| 9.67% Tata Sons Ltd. NCD (MD 13/09/2022)                          | 0.08 |
| 9.70% Power Finance Corp. Ltd. NCD (MD 09/06/2021)                | 0.08 |
| 9.30% Power Grid Corp. Of India Ltd. NCD (MD 28/06/2022)          | 0.08 |
| 9.15% Axis Bank NCD (MD 31/12/2022)                               | 0.08 |
| 8.12% Export Import Bank Of India NCD (MD 25/04/2031) Sr-T02      | 0.08 |
| 8.85% NHPC Ltd NCD (MD 11/02/2023) (Sr R2)                        | 0.08 |
| 9.18% Power Finance Corporation Ltd NCD (MD 15/04/2021)           | 0.08 |
| 8.80% Power Grid Corporation Of India Ltd NCD (MD 13/03/2023)     | 0.08 |
| 8.54% NHPC Ltd NCD (MD 26/11/2029) (Sr S2)                        | 0.08 |
| 9.55% Hindalco Industries Ltd. NCD (MD 27/06/2022)                | 0.08 |
| 8.54% NHPC Ltd NCD (MD 26/11/2028) (Sr S2)                        | 0.08 |

|   |      |
|---|------|
| 8.90% Indiabulls Housing Finance Ltd NCD Sr. III B (MD 26/09) | 0.08 |
| 8.54% Nuclear Power Corporation Of India Limited (MD 15/03/2) | 0.08 |
| 8.54% NHPC Ltd NCD (MD 26/11/2027) (Sr S2)                    | 0.08 |
| 8.40% Nuclear Power Corp Of India Ltd (B) (MD 28/11/2026) SE  | 0.08 |
| 8.60% Power Finance Corporation Ltd NCD (MD 07/08/2024)       | 0.08 |
| 8.54% NHPC Ltd NCD (MD 26/11/2026) (Sr S2)                    | 0.08 |
| 8.93% NTPC Ltd NCD (MD 19/01/2021)                            | 0.08 |
| 8.54% NHPC Ltd NCD (MD 26/11/2025) (Sr S2)                    | 0.08 |
| 8.50% NHPC Ltd NCD Sr-T STRRP H (MD 14/07/2026)               | 0.08 |
| 8.54% NHPC Ltd NCD (MD 26/11/2024) (Sr S2)                    | 0.08 |
| 9.20% State Bank Of Hyderabad NCD Perpetual (MD 24/02/2020)   | 0.08 |
| 8.54% NHPC Ltd NCD (MD 26/11/2022) (Sr S2)                    | 0.08 |
| 8.54% NHPC Ltd NCD (MD 26/11/2023) (Sr S2)                    | 0.07 |
| 8.49% NHPC Ltd NCD (MD 26/11/2024) (Sr S1)                    | 0.07 |
| 8.49% NHPC Ltd NCD (MD 26/11/2022) (Sr S1)                    | 0.07 |
| 8.49% NHPC Ltd NCD (MD 26/11/2023) (Sr S1)                    | 0.07 |
| 8.54% NHPC Ltd NCD (MD 26/11/2021) (Sr S2)                    | 0.07 |
| 8.75% Reliance Industries Ltd NCD (MD 07/05/2020)             | 0.07 |
| 8.54% NHPC Ltd NCD (MD 26/11/2020) (Sr S2)                    | 0.07 |
| 9.18% HDFC Ltd NCD (MD 12/02/2018)                            | 0.07 |
| 8.64% Power Grid NCD MD (08/07/2020)                          | 0.07 |
| 9.15% Bank Of Baroda Perpetual NCD Step Up 9.65% Reset 23/11  | 0.07 |
| 8.30% GAIL (India) Ltd.Ic NCD (MD 23/02/2024) CALL - 23/0     | 0.07 |
| 8.30% GAIL (India) Ltd.Id NCD (MD 23/02/2025) CALL - 23/0     | 0.07 |
| 8.50% Nuclear Power Corp NCD (MD 16/11/2019)                  | 0.07 |
| 8.55% India Infradebt Ltd NCD (MD 04/02/2020)                 | 0.07 |
| 8.54% NHPC Ltd NCD (MD 26/11/2019) (Sr S2)                    | 0.07 |
| 8.60% IRFC Ltd NCD (MD 11/06/2019)                            | 0.07 |
| 8.49% NHPC Ltd NCD (MD 26/11/2019) (Sr S1)                    | 0.07 |
| 8.15% Power Grid Corporation NCD (MD 09/03/2025)              | 0.07 |
| 9.13% Cholamandalam Investment And Finance Co. Ltd. NCD (MD 3 | 0.07 |
| 8.15% Power Grid Corporation NCD (MD 09/03/2030)              | 0.07 |
| 8.15% Power Grid Corporation NCD (MD 09/03/2020)              | 0.07 |
| 8.54% NHPC Ltd NCD (MD 26/11/2018) (Sr S2)                    | 0.07 |
| 7.93% Power Grid Corporation NCD (MD 20/05/2023) [G]          | 0.07 |
| 8.95% Power Finance Corporation Ltd (MD 11/03/2018)           | 0.07 |
| 9.07% RECL (MD 28/02/2018)                                    | 0.07 |
| 7.93% Power Grid Corporation NCD (MD 20/05/2024) [H]          | 0.07 |
| 7.40% GRUH Finance Ltd NCD (MD 30/09/20) F-010                | 0.07 |
| 7.93% Power Grid Corporation NCD (MD 20/05/2025) [I]          | 0.07 |
| 7.93% Power Grid Corporation NCD (MD 20/05/2026) [J]          | 0.07 |
| 7.93% Power Grid Corporation NCD (MD 20/05/2027) [K]          | 0.07 |
| 9.25% Power Grid Corporation NCD (MD 26/12/2020)              | 0.07 |
| 9.64% Power Grid Corporation NCD (MD 31/05/19)                | 0.07 |
| 7.25% Nuclear Power Corp Of India Ltd (MD 15/12/2027) Sr-X    | 0.07 |
| 10.60% IRFC NCD (MD 11/09/2018)                               | 0.07 |
| 7.25% Nuclear Power Corp Of India Ltd (MD 15/12/2028) Sr-X    | 0.07 |
| 7.25% Nuclear Power Corp Of India Ltd (MD 15/12/2029) Sr-X    | 0.07 |
| 7.25% Nuclear Power Corp Of India Ltd (MD 15/12/2030) Sr-X    | 0.07 |
| 7.25% Nuclear Power Corp Of India Ltd (MD 15/12/2031) Sr-X    | 0.07 |
| 9.95% State Bank Of Hyderabad (MD Perpetual) CALL 28/03/2018  | 0.07 |
| 9.39% Rural Electrification Corp. Ltd. NCD (MD 20/07/2019)    | 0.07 |
| 8.32% Power Grid Corporation Of India Ltd NCD (MD 23/12/2030) | 0.07 |
| 10.00% HDB Financial Services Limited NCD (MD 15/02/2019)     | 0.07 |
| 7.93% Power Grid Corporation NCD (MD 20/05/2028) [L]          | 0.07 |
| 8.40% Nuclear Power Corp Of India Ltd (D) (MD 28/11/2028) SE  | 0.06 |
| 9.50 HDFC Ltd. NCD (MD 04/07/2022)                            | 0.06 |
| 9.61% Power Finance Corporation Ltd (MD 29/06/2021)           | 0.06 |
| 9.25% LIC Housing Finance Ltd NCD (MD 12/11/2022)             | 0.06 |
| 8.90% Steel Authority Of India (MD 01/05/2019) CALL FR 01/05  | 0.06 |
| 11% Power Finance Corpotion Ltd NCD (MD 15/09/2018)           | 0.06 |
| 11.08% LIC Housing Finance Ltd NCD (MD 13/08/2018)            | 0.06 |

|   |      |
|---|------|
| 9.25% Power Grid Corp. Of India Ltd. NCD (MD 26/12/2018)      | 0.06 |
| 10.32% Sundaram Finance Ltd. NCD (MD 13/08/2018)              | 0.06 |
| 9.35 Punjab National Bank (MD 05/03/2023) CALL 05/03/2018 St  | 0.06 |
| 9.95% State Bank of India Ncd(MD Perpetual) CALL 31/03/18 St  | 0.06 |
| 9.20% Cholamandalam Invnt And Fin Co Ltd NCD (MD 29/03/2019)  | 0.05 |
| 9.15% Export Import Bank Of India NCD (MD 05/09/2022)         | 0.05 |
| 8.85% Power Grid Corp. Of India Ltd. NCD (MD 19/10/2020)      | 0.05 |
| 9.74% Tata Sons Ltd. NCD (MD 13/01/2024)                      | 0.05 |
| 8.45% Bajaj Finance Limited Sub Tier II NCD (MD 29/09/2026)   | 0.04 |
| 8.55% Power Finance Corp. Ltd. NCD (09/12/2021) Series 124    | 0.04 |
| 8.82% Power Finance Corporation Ltd NCD (MD 20/02/2020)       | 0.04 |
| 9.97% HDB Financial Services Limited NCD (MD 28/12/2018)      | 0.04 |
| 9.05% Petronet Lng Ltd NCD (MD 28/10/2019)                    | 0.04 |
| 9.43% IRFC NCD (MD 23/05/2018)                                | 0.04 |
| 8.40% Nuclear Power Corp Of India Ltd (E) (MD 28/11/2029) SE  | 0.04 |
| 11.15% HDFC Ltd NCD (MD 06/08/2018)                           | 0.04 |
| 8.50% NHPC Ltd NCD Sr-T STRRP L (MD 14/07/2030)               | 0.04 |
| 8.13% Power Grid Corporation NCD (MD 25/04/2021) [B]          | 0.04 |
| 8.13% Power Grid Corporation NCD (MD 25/04/2022) [C]          | 0.04 |
| 8.13% Power Grid Corporation NCD (MD 25/04/2020) [A]          | 0.04 |
| 8.13% Power Grid Corporation NCD (MD 25/04/2031) [L]          | 0.04 |
| 8.13% Power Grid Corporation NCD (MD 25/04/2030) [K]          | 0.04 |
| 8.13% Power Grid Corporation NCD (MD 25/04/2029) [J]          | 0.04 |
| 8.13% Power Grid Corporation NCD (MD 25/04/2027) [H]          | 0.04 |
| 8.13% Power Grid Corporation NCD (MD 25/04/2028) [I]          | 0.04 |
| 8.81% HDB Financial Services Limited NCD (MD 28/07/2018)      | 0.04 |
| 7.52% NHPC Ltd NCD Sr-V2 STRRP E (MD 06/06/2027)              | 0.04 |
| 9.47% Power Grid Corporation Ltd NCD (MD 31/03/2022)          | 0.03 |
| NABARD ZCB (MD 01/01/2019)                                    | 0.03 |
| 9.30% Power Grid Corp. Of India Ltd. NCD (MD 28/06/2018)      | 0.03 |
| 9.95% State Bank of India NCD (MD 16/03/2026) CALL 16/03/202  | 0.03 |
| 9.45% State Bank of India NCD (MD 16/03/2026) CALL 16/03/202  | 0.03 |
| 9.57% IRFC NCD (MD 31/05/2021)                                | 0.03 |
| 9.00% Export Import Bank Of India NCD (MD 07/02/2022)         | 0.03 |
| 8.87% Export Import Bank Of India NCD (MD 10/10/2022)         | 0.03 |
| 9.51% LIC Housing Finance Ltd NCD (MD 24/07/2019)             | 0.03 |
| 9.63% Rural Electrification Corp. Ltd. NCD (MD 05/02/2019)    | 0.03 |
| 9.81% Power Finance Corporation Ltd (MD 07/10/2018)           | 0.03 |
| 8.05% Repco Home Finance Ltd NCD Series 4 (MD 03/08/2020)     | 0.03 |
| 8.93% Power Grid Corporation Of India Ltd NCD (MD 20/10/2029) | 0.02 |
| 8.93% Power Grid Corporation Of India Ltd NCD (MD 20/10/2028) | 0.02 |
| 8.93% Power Grid Corporation Of India Ltd NCD (MD 20/10/2027) | 0.02 |
| 8.93% Power Grid Corporation Of India Ltd NCD (MD 20/10/2026) | 0.02 |
| 8.93% Power Grid Corporation Of India Ltd NCD (MD 20/10/2024) | 0.02 |
| 8.93% Power Grid Corporation Of India Ltd NCD (MD 20/10/2023) | 0.02 |
| 8.85% Tata Sons Ltd. NCD (MD 02/05/2023)                      | 0.02 |
| 8.93% Power Grid Corporation Of India Ltd NCD (MD 20/10/2022) | 0.02 |
| 8.93% Power Grid Corporation Of India Ltd NCD (MD 20/10/2021) | 0.02 |
| 8.93% Power Grid Corporation Of India Ltd NCD (MD 20/10/2020) | 0.02 |
| 8.93% Power Grid Corporation Of India Ltd NCD (MD 20/10/2019) | 0.02 |
| 8.93% Power Grid Corporation Of India Ltd NCD (MD 20/10/2018) | 0.02 |
| 8.60% LIC Housing Finance Ltd NCD (MD 20/06/2018)             | 0.02 |
| 9.65% Cholamandalam Invnt And Fin Co Ltd NCD (MD 21/05/2018)  | 0.02 |
| 8.49% L&T Infra Debt Fund Ltd NCD (MD 28/01/2025)             | 0.02 |
| 10.10% Power Grid Corporation Ltd NCD (MD 12/06/2021)         | 0.02 |
| 9.25% Power Grid Corporation NCD (MD 26/12/2019)              | 0.01 |
| 9.36% Power Finance Corp. Ltd. NCD (MD 01/08/2021)            | 0.01 |
| National Housing Bank ZCB (MD 31/03/2019)                     | 0.01 |

|  |       |
|--|-------|
| 9.90% HDFC Ltd. (MD 11/11/2021)                              | 0.01  |
| 8.65% NTPC Ltd NCD (MD 04/02/2019)                           | 0.01  |
| 10.50% AU Small Finance Bank Limited NCD (MD 19/04/2019)     | 0.01  |
| 8.74% Mahindra Rural Housing Finance NCD (MD 05/08/2019)     | 0.01  |
| 9.48% REC Ltd. NCD (MD 10/08/2021)                           | 0.01  |
| 9.04% Rural Electrification Corp. Ltd. NCD (MD 12/10/2019)   | 0.003 |
| 8.49% NTPC Ltd Bonus NCD Part Redemption MD (25/03/2025) (Fv | 0.002 |
| 8.40% Power Grid Corporation NCD (MD 27/05/2023) [E]         | 0.001 |

| Equity  | 32.86 |
|---|-------|
| HDFC Bank Limited   | 2.71  |
| Reliance Industries Limited                                     | 2.39  |
| Housing Development Finance Corporation                         | 2.24  |
| ITC Limited   | 1.83  |
| Larsen & Toubro Limited   | 1.60  |
| Infosys Limited   | 1.44  |
| ICICI Bank Limited  | 1.41  |
| GAIL (India) Limited  | 0.84  |
| Zee Entertainment Enterprises Limited                           | 0.82  |
| Mahindra And Mahindra Limited                                   | 0.78  |
| Maruti Suzuki India Limited                                     | 0.74  |
| Bharti Airtel Limited   | 0.73  |
| State Bank of India   | 0.71  |
| Sunteck Realty Limited  | 0.70  |
| Tata Motors Limited   | 0.70  |
| Sun Pharmaceuticals Industries Limited                          | 0.65  |
| Vedanta Limited   | 0.64  |
| Petronet LNG Limited  | 0.56  |
| Hindustan Petroleum Corporation Limited Fv10                    | 0.48  |
| Lakshmi Vilas Bank Limited                                      | 0.46  |
| Tata Consultancy Services Limited                               | 0.43  |
| NTPC Limited  | 0.42  |
| Engineers India Limited   | 0.42  |
| Tata Chemicals Limited  | 0.41  |
| Delta Corp Limited  | 0.40  |
| Welspun India Limited   | 0.40  |
| Future Retail Limited   | 0.37  |
| Indian Oil Corporation Limited                                  | 0.37  |
| Dabur India Limited   | 0.37  |
| Grasim Industries Limited                                       | 0.36  |
| Yes Bank Limited  | 0.36  |
| HCL Technologies Limited  | 0.35  |
| Dr Reddy Laboratories   | 0.35  |
| Bharat Electronics Limited                                      | 0.34  |
| MRF Limited   | 0.34  |
| Tata Steel Limited  | 0.34  |
| Ujivan Financial Services Limited                               | 0.34  |
| Bharat Forge Limited Fv 2                                       | 0.33  |
| Coal India Limited  | 0.28  |
| Persistent Systems Limited                                      | 0.28  |
| Ambuja Cements Limited  | 0.27  |
| IndusInd Bank Limited   | 0.26  |
| Music Broadcast Limited   | 0.24  |
| Asian Hotels (East) Limited                                     | 0.23  |
| Mphasis Limited   | 0.23  |
| NBCC India Limited  | 0.23  |
| Kalpataru Power Transmission Limited                            | 0.23  |
| Karur Vysya Bank Limited  | 0.21  |
| Bajaj Finance Limited   | 0.18  |
| ICICI Prudential Life Insurance Company Limited                 | 0.17  |
| Mahindra & Mahindra Financial Services Limited                  | 0.17  |
| Fedral Bank Limited   | 0.15  |
| S.P.Apparels Limited  | 0.15  |
| Cyient Limited  | 0.13  |
| Deepak Nitrite Limited  | 0.11  |
| Aditya Birla Capital Limited                                    | 0.08  |
| Navkar Corporation Limited                                      | 0.07  |
| 6% Zee Entertainment Enterprises Ltd Cum Red Non Con Pref Share | 0.03  |
| Praxis Home Retail Limited                                      | 0.01  |
| Tata Steel Limited Rights Ex Date 31/01/2018 (Fully Paid)       | 0.002 |
| Tata Steel Limited Rights Ex Date 31/01/2018 (Partly Paid)      | 0.00  |

| MMI, Deposits, CBLO & Others                           | 6.71 |
|--|------|
| Aditya Birla Sun Life Cash Plus - Direct Plan - Growth | 2.07 |
| R*Shares Bank Bees                                     | 1.03 |



|   |      |
|---|------|
| 4.00% Db Fd (MD 06/02/2018) (Fv 29.58 Cr) (Asba For Ipo Galaxy) | 0.26 |
| LIC MF Liquid Fund-Direct Plan-Growth Option                    | 0.25 |
| CBLO - 01Feb2018  | 0.24 |
| UTI - Liquid Fund-Cash Plan-Inst Growth Direct                  | 0.22 |
| Tata Money Market Fund - Direct Plan - Growth                   | 0.22 |
| Ujjivan Small Finance Bank Ltd Cd (MD 27/12/2018)               | 0.20 |
| 4.00% DB Fd (MD 06/02/2018) (Fv 20 Cr) (Asba For Ipo Galaxy)    | 0.17 |
| 9.20% Axis Bank Ltd. Qtr Cmpd Fd (MD 06/03/2019) (F.V 5 Cr)     | 0.15 |
| HDFC Liquid Fund -Direct Plan - Growth Option                   | 0.14 |
| 9.50% Canara Bank Fd Comp (MD 11/02/2019)                       | 0.07 |
| 9.75% State Bank Of Bikaner FD Qtr Comp (MD 27/05/2019)         | 0.01 |
| 7.40% Corp Bank Fd Qtr Comp Fv. 95 Lac (MD 20/09/2018)          | 0.01 |
| 7.25% HDFC Bank Ltd. Fd Qtr (MD 02/11/2017) (F.V.5 Cr)          | 0.00 |
| Cash & Cash Equivalent  | 1.66 |

**Creator Fund**

| Government Securities          | 20.92 |
|--------------------------------|-------|
| 9.23% GOI 2043 (MD 23/12/2043) | 4.71  |
| 8.28% GOI 2027 (MD 21/09/2027) | 2.65  |
| 8.33% GOI 2026 (MD 09/07/2026) | 2.11  |
| 7.88% GOI 2030 (MD 19/03/2030) | 2.05  |
| 6.97% GOI 2026 (MD 06/09/2026) | 1.95  |
| 8.60% GOI 2028 (MD 02/06/2028) | 1.08  |
| 8.40% GOI 2024 (MD 28/07/2024) | 1.06  |
| 7.59% GOI 2026 (MD 11/01/2026) | 0.91  |
| 8.24% GOI (MD 15/02/2027)      | 0.86  |
| 8.13% GOI (MD 21/09/2022)      | 0.68  |
| 8.28% GOI (MD 15/02/2032)      | 0.64  |
| 8.83% GOI 2041 (MD 12/12/2041) | 0.57  |
| 8.20% GOI 2025 (MD 24/09/2025) | 0.42  |
| 8.30% GOI 2040 (MD 02/07/2040) | 0.40  |
| 8.79% GOI 2021 (MD 08/11/2021) | 0.32  |
| 8.20% GOI (MD 15/02/2022)      | 0.28  |
| 8.08% GOI (MD 02/08/2022)      | 0.21  |
| 8.2% Government of India 2022  | 0.28  |
| 8.08% Government of India 2022 | 0.21  |

**Corporate Debt**

| Corporate Debt  | 26.97 |
|---|-------|
| 9.40% Rural Electrification Corpn. Ltd. NCD (MD 17/07/2021)       | 3.85  |
| 8.75% HDFC Ltd. NCD (04/03/2021) (Series P-002) (PUT Opt 14/0)    | 2.10  |
| 8.29% MTNL NCD (MD 28/11/2024) Series IV-D 2014                   | 2.08  |
| 8.51% India Infradebt Ltd NCD (MD 10/05/2021) Sr I                | 1.47  |
| 8.50% Repco Home Finance Ltd NCD (MD 04/10/2019)                  | 1.23  |
| 7.69% BPCL Ltd NCD (MD 16/01/2023)-2018-Series I                  | 1.21  |
| 11% Power Finance Corporation Ltd NCD (MD 15/09/2018)             | 1.14  |
| 8.85% Axis Bank NCD (MD 05/12/2024)                               | 1.06  |
| 8.85% Bajaj Finance Limited NCD (MD 23/03/2021) (Series 159-      | 1.05  |
| 8.72% Kotak Mahindra Bank Ltd NCD (MD 14/01/2022)                 | 1.05  |
| 8.50% NHPC Ltd NCD Sr-T STRRP E (MD 14/07/2023)                   | 1.04  |
| 8.45% IRFC NCD (MD 26/12/2018)                                    | 1.03  |
| 8.12% Export Import Bank Of India NCD (MD 25/04/2031) Sr-T02      | 1.03  |
| 7.55% Tube Investments Of India Ltd NCD (MD 20/02/2020)           | 1.01  |
| 8.90% Steel Authority Of India (MD 01/05/2019) CALL FR 01/05/2019 | 0.92  |
| 9.39% Power Finance Corporation Ltd NCD (MD 27/08/2024)           | 0.76  |
| 8.12% ONGC Mangalore Petrochemicals Limited NCD (MD 10/06/2019)   | 0.72  |
| 8.40% Larsen & Toubro Ltd NCD (MD 24/09/2020)                     | 0.62  |
| 9.39% Power Finance Corporation Ltd NCD (MD 27/08/2029)           | 0.56  |
| 10.60% IRFC NCD (MD 11/09/2018)                                   | 0.52  |
| 9.95% Tata Motors Ltd. NCD (MD 02/03/2020)                        | 0.42  |
| 8.48% LIC Housing Finance Ltd. NCD (MD 29/06/2026) PUT 29/06      | 0.42  |
| 8.74% Mahindra Rural Housing Finance NCD (MD 05/08/2019)          | 0.41  |
| 7.90% Nirma Ltd NCD Sr III (MD 28/02/2020)                        | 0.41  |
| 8.95% Power Finance Corporation Ltd (MD 11/03/2018)               | 0.31  |
| 9.05% Sundaram Finance Ltd. NCD (MD 12/04/2018)                   | 0.25  |

|   |      |
|---|------|
| 8.85% Power Grid Corpn. Of India Ltd. NCD (MD 19/10/2022)     | 0.21 |
| 9.75% Tata Motors Ltd NCD (MD 24/05/2020)                     | 0.06 |
| 8.50% Indiabulls Housing Finance Ltd NCD Sr I-010 (MD 27/03/) | 0.04 |

**Equity**

| Equity  | 45.23 |
|---|-------|
| HDFC Bank Limited   | 3.31  |
| Housing Development Finance Corporation                         | 2.86  |
| Maruti Suzuki India Limited                                     | 2.44  |
| Reliance Industries Limited                                     | 2.38  |
| ITC Limited   | 2.36  |
| Infosys Limited   | 1.60  |
| ICICI Bank Limited  | 1.45  |
| GAIL (India) Limited  | 1.44  |
| Yes Bank Limited  | 1.35  |
| IndusInd Bank Limited   | 1.23  |
| Larsen & Toubro Limited   | 1.21  |
| Delta Corp Limited  | 1.08  |
| Mahindra And Mahindra Limited                                   | 1.06  |
| UPL Limited   | 0.98  |
| NBCC India Limited  | 0.96  |
| Sun Pharmaceuticals Industries Limited                          | 0.95  |
| Kotak Mahindra Bank Limited                                     | 0.91  |
| State Bank of India   | 0.82  |
| Ujjivan Financial Services Limited                              | 0.81  |
| Raymond Limited   | 0.79  |
| Petronet LNG Limited  | 0.77  |
| ICICI Prudential Life Insurance Company Limited                 | 0.73  |
| Future Retail Limited   | 0.69  |
| Sun Tv Network Limited  | 0.63  |
| Hindustan Petroleum Corporation Limited Fv10                    | 0.63  |
| Dixon Technologies (India) Ltd                                  | 0.61  |
| DCB Bank Limited  | 0.59  |
| Indian Oil Corporation Limited                                  | 0.56  |
| Container Corporation Of India Limited                          | 0.55  |
| Chennai Petroleum Corporation Limited                           | 0.52  |
| Zee Entertainment Enterprises Limited                           | 0.52  |
| Tata Motors Limited   | 0.49  |
| S.P.Apparels Limited  | 0.49  |
| Gujarat State Petronet Limited                                  | 0.49  |
| Dewan Housing Finance Corporation Limited                       | 0.48  |
| Khadim India Limited  | 0.47  |
| Indraprastha Gas Limited  | 0.46  |
| Dalmia Bharat Limited   | 0.39  |
| Bajaj Electricals Limited                                       | 0.39  |
| Persistent Systems Limited                                      | 0.38  |
| Dr Reddy Laboratories   | 0.36  |
| Bharti Airtel Limited   | 0.36  |
| Fortis Healthcare Limited                                       | 0.35  |
| Manganese Ore India Limited                                     | 0.34  |
| Cadila Healthcare Limited                                       | 0.32  |
| Maharashtra Seamless Limited Fv 5                               | 0.32  |
| Grasim Industries Limited                                       | 0.30  |
| Steel Authority Of India Limited                                | 0.28  |
| HCL Technologies Limited  | 0.27  |
| Gujarat State Fertilizers & Chemicals Limited                   | 0.26  |
| Majesco Limited   | 0.26  |
| Apollo Tyres Limited  | 0.24  |
| Siemens Limited   | 0.23  |
| Sonata Software Limited   | 0.21  |
| India Cements Limited   | 0.18  |
| Aditya Birla Capital Limited                                    | 0.06  |
| 6% Zee Entertainment Enterprises Ltd Cum Red Non Con Pref Share | 0.03  |
| Praxis Home Retail Limited                                      | 0.02  |

**MMI, Deposits, CBLO & Others**

| MMI, Deposits, CBLO & Others                           | 6.88 |
|--|------|
| Aditya Birla Sun Life Cash Plus - Direct Plan - Growth | 2.35 |
| LIC MF Liquid Fund-Direct Plan-Growth Option           | 1.02 |
| HDFC Liquid Fund -Direct Plan - Growth Option          | 0.82 |
| UTI - Liquid Fund-Cash Plan-Inst Growth Direct         | 0.72 |
| Tata Money Market Fund - Direct Plan - Growth          | 0.60 |
| Cash & Cash Equivalent                                 | 1.38 |

**Magnifier Fund**

| Government Securities          | 6.09 |
|--------------------------------|------|
| 364 Days Tbill (MD 19/07/2018) | 4.24 |
| 312 Days Tbill (MD 16/03/2018) | 1.30 |
| 364 Days Tbill (MD 05/07/2018) | 0.26 |

|                                |      |
|--------------------------------|------|
| 364 Days Tbill (MD 13/09/2018) | 0.25 |
| 8.24% GOI (MD 22/04/2018)      | 0.05 |

**Corporate Debt**

| Corporate Debt   | 2.85 |
|--|------|
| 9.80% Indiabulls Housing Finance Ltd NCD OP. II Anually Comp | 1.11 |
| 8.58% HDFC Ltd NCD (MD 08/05/2018)                           | 0.44 |
| 8.60% Kotak Mahindra Prime Ltd NCD (MD 18/05/2018)           | 0.26 |
| 8.96 Hero Fincorp Ltd NCD (MD 23/04/2018) (Series No. HFCL/N | 0.26 |
| 9.43% IRFC NCD (MD 23/05/2018)                               | 0.18 |
| 9.81% Power Finance Corporation Ltd (MD 07/10/2018)          | 0.15 |
| 8.90% Power Finance Corporation Ltd (MD 18/03/2018)          | 0.14 |
| 8.95% Power Finance Corporation Ltd (MD 11/03/2018)          | 0.14 |
| 8.60% LIC Housing Finance Ltd NCD (MD 20/06/2018)            | 0.07 |
| 11% Power Finance Corporation Ltd NCD (MD 15/09/2018)        | 0.04 |
| 9.07% RECL (MD 28/02/2018)                                   | 0.04 |
| 8.60% Steel Authority Of India (MD 19/11/2019)               | 0.02 |

**Equity**

| Equity  | 85.68 |
|---|-------|
| HDFC Bank Limited                               | 6.30  |
| Reliance Industries Limited                     | 5.92  |
| Housing Development Finance Corporation         | 5.58  |
| ITC Limited                                     | 4.74  |
| Larsen & Toubro Limited                         | 4.25  |
| Infosys Limited                                 | 3.89  |
| ICICI Bank Limited                              | 3.51  |
| Maruti Suzuki India Limited                     | 2.34  |
| Tata Motors Limited                             | 2.10  |
| Mahindra And Mahindra Limited                   | 2.06  |
| GAIL (India) Limited                            | 2.01  |
| Zee Entertainment Enterprises Limited           | 1.79  |
| Bharti Airtel Limited                           | 1.78  |
| State Bank of India                             | 1.69  |
| Vedanta Limited                                 | 1.62  |
| Sun Pharmaceuticals Industries Limited          | 1.60  |
| Future Retail Limited                           | 1.39  |
| Hindustan Petroleum Corporation Limited Fv10    | 1.19  |
| Yes Bank Limited                                | 1.12  |
| GE Power India Limited                          | 1.12  |
| Petronet LNG Limited                            | 1.10  |
| Sunteck Realty Limited                          | 1.06  |
| Tata Consultancy Services Limited               | 1.05  |
| Engineers India Limited                         | 0.99  |
| MRF Limited                                     | 0.99  |
| Tata Chemicals Limited                          | 0.98  |
| Delta Corp Limited                              | 0.94  |
| Majesco Limited                                 | 0.93  |
| Mphasis Limited                                 | 0.91  |
| Dabur India Limited                             | 0.90  |
| HCL Technologies Limited                        | 0.90  |
| Hindalco Industries Limited                     | 0.89  |
| Bharat Electronics Limited                      | 0.89  |
| Indian Oil Corporation Limited                  | 0.87  |
| Tata Steel Limited                              | 0.86  |
| Ujjivan Financial Services Limited              | 0.86  |
| Grasim Industries Limited                       | 0.86  |
| Dr Reddy Laboratories                           | 0.85  |
| Ambuja Cements Limited                          | 0.84  |
| Kalpitaru Power Transmission Limited            | 0.81  |
| Bharat Forge Limited Fv. 2                      | 0.79  |
| Persistent Systems Limited                      | 0.73  |
| Coal India Limited                              | 0.71  |
| IndusInd Bank Limited                           | 0.70  |
| Mahindra N Mahindra Financial Services Limited  | 0.66  |
| Welspun India Limited                           | 0.66  |
| Bajaj Electricals Limited                       | 0.65  |
| Bajaj Finance Limited                           | 0.65  |
| Navkar Corporation Limited                      | 0.60  |
| NBCC India Limited                              | 0.56  |
| Shriram Transport Finance Company Limited       | 0.48  |
| Mahindra Logistics Limited                      | 0.47  |
| Axis Bank Limited                               | 0.47  |
| Oil India Limited                               | 0.44  |
| Cyient Limited                                  | 0.44  |
| HDFC Standard Life Insurance Company Limited    | 0.43  |
| NTPC Limited                                    | 0.42  |
| ICICI Prudential Life Insurance Company Limited | 0.41  |

|   |       |
|---|-------|
| UPL Limited   | 0.39  |
| Manpasand Beverages Limited                                     | 0.26  |
| Aditya Birla Capital Limited                                    | 0.18  |
| 6% Zee Entertainment Enterprises Ltd Cum Red Non Con Pref Share | 0.09  |
| Praxis Home Retail Limited                                      | 0.04  |
| Tata Steel Limited Rights Ex Date 31/01/2018 (Fully Paid)       | 0.01  |
| Tata Steel Limited Rights Ex Date 31/01/2018 (Partly Paid)      | 0.001 |

| MMI, Deposits, CBLO & Others                           | 5.37 |
|--|------|
| R*Shares Bank Bees                                     | 2.77 |
| Aditya Birla Sun Life Cash Plus - Direct Plan - Growth | 0.53 |
| UTI - Liquid Fund-Cash Plan-Inst Growth Direct         | 0.23 |
| Tata Motors Ltd Cp (MD 29/06/2018)                     | 0.08 |
| Cash & Cash Equivalent                                 | 1.75 |

**Maximiser Fund**

| Equity  | 96.80 |
|---|-------|
| HDFC Bank Limited                               | 8.05  |
| Reliance Industries Limited                     | 6.51  |
| ITC Limited                                     | 5.20  |
| Housing Development Finance Corporation         | 4.95  |
| Infosys Limited                                 | 4.56  |
| ICICI Bank Limited                              | 4.53  |
| Larsen & Toubro Limited                         | 4.46  |
| State Bank of India                             | 3.37  |
| Maruti Suzuki India Limited                     | 2.55  |
| GAIL (India) Limited                            | 2.54  |
| Mahindra And Mahindra Limited                   | 2.24  |
| Bharti Airtel Limited                           | 2.20  |
| Sun Pharmaceuticals Industries Limited          | 1.87  |
| Tata Motors Limited                             | 1.77  |
| Vedanta Limited                                 | 1.56  |
| GE Power India Limited                          | 1.48  |
| Grasim Industries Limited                       | 1.42  |
| Future Retail Limited                           | 1.39  |
| Mphasis Limited                                 | 1.26  |
| Nestle India Limited                            | 1.25  |
| Engineers India Limited                         | 1.17  |
| Delta Corp Limited                              | 1.15  |
| Indian Oil Corporation Limited                  | 1.14  |
| HCL Technologies Limited                        | 1.12  |
| Bajaj Electricals Limited                       | 1.09  |
| Ultratech Cement Limited                        | 1.03  |
| Bharat Electronics Limited                      | 1.03  |
| Kalpataru Power Transmission Limited            | 1.02  |
| Zee Entertainment Enterprises Limited           | 1.01  |
| Shoppers Stop Limited                           | 1.00  |
| UPL Limited                                     | 0.99  |
| Sanofi India Limited                            | 0.99  |
| Dr Reddy Laboratories                           | 0.98  |
| KEC International Limited                       | 0.98  |
| Tata Steel Limited                              | 0.97  |
| Hindustan Petroleum Corporation Limited Fv10    | 0.95  |
| ITD Cementation India Limited                   | 0.94  |
| Divis Laboratories Limited                      | 0.94  |
| Cadila Healthcare Limited                       | 0.93  |
| NTPC Limited                                    | 0.92  |
| MRF Limited                                     | 0.92  |
| Ujjivan Financial Services Limited              | 0.91  |
| Persistent Systems Limited                      | 0.82  |
| Coal India Limited                              | 0.79  |
| Colgate Palmolive India Limited                 | 0.74  |
| Tata Chemicals Limited                          | 0.73  |
| Cipla Limited Fv 2                              | 0.72  |
| Blue Star Limited                               | 0.68  |
| Navkar Corporation Limited                      | 0.67  |
| Petronet LNG Limited                            | 0.53  |
| Mahindra Logistics Limited                      | 0.53  |
| Lakshmi Vilas Bank Limited                      | 0.52  |
| NBCC India Limited                              | 0.52  |
| ICICI Prudential Life Insurance Company Limited | 0.52  |
| Shriram Transport Finance Company Limited       | 0.50  |
| PNB Housing Finance Limited                     | 0.50  |
| Cyient Limited                                  | 0.49  |
| Mahindra N Mahindra Financial Services Limited  | 0.49  |
| SBI Life Insurance Company Limited              | 0.47  |
| Majesco Limited                                 | 0.46  |
| Narayana Hrudayalaya Limited                    | 0.43  |

|   |       |
|---|-------|
| Aditya Birla Capital Limited                                    | 0.20  |
| 6% Zee Entertainment Enterprises Ltd Cum Red Non Con Pref Share | 0.12  |
| Praxis Home Retail Limited                                      | 0.03  |
| Tata Steel Limited Rights Ex Date 31/01/2018 (Fully Paid)       | 0.01  |
| Tata Steel Limited Rights Ex Date 31/01/2018 (Partly Paid)      | 0.001 |

| MMI, Deposits, CBLO & Others                           | 3.20 |
|--|------|
| R*Shares Bank Bees                                     | 2.10 |
| Aditya Birla Sun Life Cash Plus - Direct Plan - Growth | 0.43 |
| Cash & Cash Equivalent                                 | 0.67 |

**Maximiser Guaranteed Fund**

| Equity                                       | 96.08 |
|--|-------|
| HDFC Bank Limited                            | 8.50  |
| Reliance Industries Limited                  | 5.83  |
| Infosys Limited                              | 5.04  |
| ICICI Bank Limited                           | 4.31  |
| Larsen & Toubro Limited                      | 4.28  |
| ITC Limited                                  | 4.12  |
| State Bank of India                          | 3.80  |
| Mahindra And Mahindra Limited                | 3.53  |
| GAIL (India) Limited                         | 3.45  |
| Tata Communications Limited                  | 2.86  |
| Bharti Airtel Limited                        | 2.77  |
| Raymond Limited                              | 2.35  |
| Kotak Mahindra Bank Limited                  | 2.18  |
| Maruti Suzuki India Limited                  | 2.08  |
| Sun Pharmaceuticals Industries Limited       | 1.96  |
| Tata Consultancy Services Limited            | 1.86  |
| Engineers India Limited                      | 1.71  |
| Hindustan Unilever Limited                   | 1.65  |
| Zee Entertainment Enterprises Limited        | 1.63  |
| Indian Oil Corporation Limited               | 1.56  |
| UPL Limited                                  | 1.50  |
| Hindustan Petroleum Corporation Limited Fv10 | 1.50  |
| Grasim Industries Limited                    | 1.47  |
| Tata Motors Limited                          | 1.45  |
| Nestle India Limited                         | 1.43  |
| Hindalco Industries Limited                  | 1.41  |
| GE Power India Limited                       | 1.34  |
| Sterlite Technologies Limited                | 1.33  |
| KEC International Limited                    | 1.29  |
| Housing Development Finance Corporation      | 1.29  |
| L&T Finance Holdings Limited                 | 1.18  |
| Bajaj Electricals Limited                    | 1.16  |
| Mahindra Logistics Limited                   | 1.07  |
| Future Retail Limited                        | 1.05  |
| Ultratech Cement Limited                     | 0.99  |
| SBI Life Insurance Company Limited           | 0.97  |
| Rural Electrification Corporation Limited    | 0.95  |
| ITD Cementation India Limited                | 0.93  |
| Cadila Healthcare Limited                    | 0.93  |
| IndusInd Bank Limited                        | 0.90  |
| Ambuja Cements Limited                       | 0.89  |
| Petronet LNG Limited                         | 0.88  |
| Blue Star Limited                            | 0.88  |
| Tata Chemicals Limited                       | 0.87  |
| Aurobindo Pharma Limited                     | 0.79  |
| Dr Reddy Laboratories                        | 0.72  |
| LIC Housing Finance Limited                  | 0.58  |
| Ujjivan Financial Services Limited           | 0.53  |
| Aditya Birla Capital Limited                 | 0.30  |
| Praxis Home Retail Limited                   | 0.03  |

| MMI, Deposits, CBLO & Others | 3.92 |
|------------------------------|------|
| CBLO - 01Feb2018             | 3.16 |
| Cash & Cash Equivalent       | 0.76 |

**Super 20 Fund**

| Equity                      | 98.12 |
|-----------------------------|-------|
| HDFC Bank Limited           | 9.76  |
| Reliance Industries Limited | 8.72  |
| ITC Limited                 | 7.75  |
| Larsen & Toubro Limited     | 6.96  |
| ICICI Bank Limited          | 6.85  |
| Infosys Limited             | 6.67  |

|   |      |
|---|------|
| GAIL (India) Limited                    | 5.72 |
| Housing Development Finance Corporation | 4.92 |
| Nestle India Limited                    | 4.70 |
| Maruti Suzuki India Limited             | 4.59 |
| Bharti Airtel Limited                   | 3.88 |
| State Bank of India                     | 3.62 |
| Mahindra And Mahindra Limited           | 3.57 |
| Tata Consultancy Services Limited       | 3.56 |
| Dr Reddy Laboratories                   | 3.35 |
| Zee Entertainment Enterprises Limited   | 3.27 |
| Indian Oil Corporation Limited          | 2.69 |
| Cadila Healthcare Limited               | 2.65 |
| Tata Motors Limited                     | 2.49 |
| Grasim Industries Limited               | 2.41 |

| MMI, Deposits, CBLO & Others                           | 1.88  |
|--|-------|
| Aditya Birla Sun Life Cash Plus - Direct Plan - Growth | 1.99  |
| UTI - Liquid Fund-Cash Plan-Inst Growth Direct         | 1.30  |
| Cash & Cash Equivalent                                 | -1.42 |

**Multiplier Fund**

| Equity  | 92.94 |
|---|-------|
| Yes Bank Limited                                | 3.67  |
| Bajaj Electricals Limited                       | 3.40  |
| Future Retail Limited                           | 2.93  |
| Dixon Technologies (India) Ltd                  | 2.36  |
| Delta Corp Limited                              | 2.29  |
| Sunteck Realty Limited                          | 2.24  |
| IndusInd Bank Limited                           | 2.10  |
| Steel Authority Of India Limited                | 2.09  |
| Tata Motors Limited                             | 2.04  |
| Khadim India Limited                            | 2.03  |
| ITC Limited                                     | 1.99  |
| Zee Entertainment Enterprises Limited           | 1.92  |
| Maharashtra Seamless Limited Fv 5               | 1.82  |
| UPL Limited                                     | 1.78  |
| Chennai Petroleum Corporation Limited           | 1.73  |
| Nestle India Limited                            | 1.64  |
| Indraprastha Gas Limited                        | 1.62  |
| Petronet LNG Limited                            | 1.59  |
| PSP Projects                                    | 1.59  |
| Hindustan Petroleum Corporation Limited Fv10    | 1.56  |
| Sonata Software Limited                         | 1.55  |
| Bharat Electronics Limited                      | 1.51  |
| Cadila Healthcare Limited                       | 1.49  |
| Majesco Limited                                 | 1.48  |
| Ujjivan Financial Services Limited              | 1.46  |
| Shriram Transport Finance Company Limited       | 1.46  |
| IFB Industries Limited                          | 1.45  |
| Finolex Cables Limited                          | 1.45  |
| Dalmia Bharat Limited                           | 1.43  |
| NBCC India Limited                              | 1.41  |
| Container Corporation Of India Limited          | 1.38  |
| Astral Poly Technik Limited                     | 1.32  |
| GE Power India Limited                          | 1.31  |
| MRF Limited                                     | 1.28  |
| KEC International Limited                       | 1.27  |
| Galaxy Surfactant                               | 1.27  |
| Tech Mahindra Limited                           | 1.21  |
| ICICI Prudential Life Insurance Company Limited | 1.20  |
| Sun Tv Network Limited                          | 1.15  |
| Navkar Corporation Limited                      | 1.13  |
| Persistent Systems Limited                      | 1.11  |
| Manpasand Beverages Limited                     | 1.09  |
| Sun Pharmaceuticals Industries Limited          | 1.08  |
| Century Plyboards (India) Limited               | 1.06  |
| S.P.Apparels Limited                            | 1.06  |
| Eicher Motors Limited                           | 1.05  |
| Pi Industries Limited                           | 1.04  |
| Gujarat Alkalies And Chemicals Ltd              | 1.02  |
| KNR Constructions Limited                       | 1.02  |
| GAIL (India) Limited                            | 0.98  |
| L&T Finance Holdings Limited                    | 0.96  |
| DCB Bank Limited                                | 0.93  |
| Mahindra N Mahindra Financial Services Limited  | 0.92  |
| Shankara Building Products Ltd                  | 0.91  |
| Magma Fincorp Limited                           | 0.90  |
| Berger Paints India Limited                     | 0.89  |
| J.K. Lakshmi Cement Limited                     | 0.89  |

|   |      |
|---|------|
| AIA Engineering Limited                   | 0.88 |
| Dewan Housing Finance Corporation Limited | 0.88 |
| Gujarat State Petronet Limited            | 0.83 |
| Siemens Limited                           | 0.76 |
| Somany Ceramics Limited                   | 0.76 |
| KPIT Technologies Limited                 | 0.74 |
| Lakshmi Vilas Bank Limited                | 0.62 |
| Kalpataru Power Transmission Limited      | 0.50 |
| APL Apollo Tubes Ltd.                     | 0.45 |
| Praxis Home Retail Limited                | 0.07 |

| MMI, Deposits, CBLO & Others                                    |  | 7.06 |
|---|--|------|
| CBLO - 01Feb2018  |  | 3.45 |
| 4.00% Db Fd (MD 06/02/2018) (Fv 29.58 Cr) (Asba For Ipo Galaxy) |  | 1.57 |
| 4.00% Db Fd (MD 06/02/2018) (Fv 20 Cr) (Asba For Ipo Galaxy)    |  | 1.06 |
| Cash & Cash Equivalent  |  | 0.96 |

#### Pure Equity Fund

| Equity  |  | 93.85 |
|---|--|-------|
| Reliance Industries Limited                   |  | 6.85  |
| Larsen & Toubro Limited                       |  | 3.61  |
| GAIL (India) Limited                          |  | 3.09  |
| Mahindra And Mahindra Limited                 |  | 2.76  |
| Bajaj Electricals Limited                     |  | 2.54  |
| Maruti Suzuki India Limited                   |  | 2.45  |
| Navkar Corporation Limited                    |  | 2.37  |
| UPL Limited                                   |  | 2.35  |
| Cyient Limited                                |  | 2.21  |
| GE Power India Limited                        |  | 2.10  |
| Eicher Motors Limited                         |  | 2.03  |
| Future Retail Limited                         |  | 2.03  |
| PI Industries Limited                         |  | 1.99  |
| Rallis India Limited                          |  | 1.93  |
| Nestle India Limited                          |  | 1.88  |
| PSP Projects                                  |  | 1.73  |
| Kalpataru Power Transmission Limited          |  | 1.73  |
| Hindustan Unilever Limited                    |  | 1.72  |
| Indian Oil Corporation Limited                |  | 1.68  |
| MRF Limited                                   |  | 1.62  |
| ACC Limited                                   |  | 1.62  |
| Manpasand Beverages Limited                   |  | 1.61  |
| Britannia Industries Limited                  |  | 1.58  |
| Castrol India Limited                         |  | 1.58  |
| Bajaj Corp Limited                            |  | 1.54  |
| Chennai Petroleum Corporation Limited         |  | 1.53  |
| Petronet LNG Limited                          |  | 1.50  |
| Cipla Limited Fv 2                            |  | 1.43  |
| Exide Industries Limited                      |  | 1.39  |
| Indraprastha Gas Limited                      |  | 1.36  |
| Hero Motocorp Limited                         |  | 1.24  |
| KPIT Technologies Limited                     |  | 1.23  |
| Persistent Systems Limited                    |  | 1.21  |
| Colgate Palmolive India Limited               |  | 1.17  |
| Bharat Electronics Limited                    |  | 1.17  |
| Fag Bearings India Limited                    |  | 1.13  |
| Techno Electric & Engineering Company Limited |  | 1.11  |
| Gujarat State Fertilizers & Chemicals Limited |  | 1.06  |
| Mangalam Cement Limited                       |  | 1.06  |
| Sanofi India Limited                          |  | 1.03  |
| Dabur India Limited                           |  | 1.00  |
| Ambuja Cements Limited                        |  | 0.99  |
| Asian Paints Limited                          |  | 0.97  |
| Grasim Industries Limited                     |  | 0.94  |
| Majesco Limited                               |  | 0.94  |
| Mphasis Limited                               |  | 0.93  |
| Tata Chemicals Limited                        |  | 0.92  |
| V-Mart Retail Limited                         |  | 0.91  |
| Tata Consultancy Services Limited             |  | 0.91  |
| Sun Pharmaceuticals Industries Limited        |  | 0.90  |
| KNR Constructions Limited                     |  | 0.89  |
| Crisil Limited                                |  | 0.85  |
| Dr Reddy Laboratories                         |  | 0.82  |
| J.K. Lakshmi Cement Limited                   |  | 0.79  |
| NBCC India Limited                            |  | 0.75  |
| Container Corporation Of India Limited        |  | 0.73  |
| AIA Engineering Limited                       |  | 0.68  |
| Siemens Limited                               |  | 0.62  |

|   |      |
|---|------|
| Shree Cement Limited                    | 0.60 |
| Mahanagar Gas Limited                   | 0.59 |
| Narayana Hrudayalaya Limited            | 0.57 |
| Aurobindo Pharma Limited                | 0.50 |
| Motherson Sumi Systems Limited          | 0.49 |
| Oil And Natural Gas Corporation Limited | 0.29 |
| Praxis Home Retail Limited              | 0.05 |

| MMI, Deposits, CBLO & Others |  | 6.15  |
|------------------------------|--|-------|
| CBLO - 01Feb2018             |  | 9.43  |
| Cash & Cash Equivalent       |  | -3.27 |

#### Value & Momentum Fund

| Equity   |  | 92.73 |
|--|--|-------|
| Bajaj Corp Limited                                 |  | 5.03  |
| Sonata Software Limited                            |  | 4.15  |
| NLC India Limited                                  |  | 3.84  |
| Indiabulls Housing Finance Limited                 |  | 3.45  |
| Coal India Limited                                 |  | 3.26  |
| Oil India Limited                                  |  | 3.17  |
| Procter And Gamble Hygiene And Health Care Limited |  | 3.16  |
| National Aluminium Company Limited                 |  | 3.13  |
| SJVN Limited                                       |  | 3.10  |
| Oil And Natural Gas Corporation Limited            |  | 2.97  |
| Oracle Financial Services Software Limited         |  | 2.95  |
| NMDC Limited                                       |  | 2.85  |
| NHPC Limited                                       |  | 2.85  |
| Mphasis Limited                                    |  | 2.62  |
| Hindustan Petroleum Corporation Limited Fv10       |  | 2.59  |
| BSE Limited  |  | 2.44  |
| HCL Technologies Limited                           |  | 2.37  |
| AKZO Nobel India Limited                           |  | 2.34  |
| Rural Electrification Corporation Limited          |  | 2.18  |
| Vedanta Limited                                    |  | 2.12  |
| PTC India Limited                                  |  | 2.09  |
| Hero Motocorp Limited                              |  | 2.09  |
| D.B. Corp Limited                                  |  | 2.08  |
| Bharat Petroleum Corporation Limited               |  | 2.06  |
| Bharti Infratel Limited                            |  | 2.05  |
| Greaves Cotton Limited                             |  | 1.89  |
| Karnataka Bank Limited                             |  | 1.86  |
| Gujarat Industries Power Company Limited           |  | 1.57  |
| Indraprastha Medical Corporation Limited           |  | 1.53  |
| Indian Oil Corporation Limited                     |  | 1.45  |
| Gateway Distriparks Limited                        |  | 1.44  |
| Hindustan Zinc Limited                             |  | 1.41  |
| Gujarat Pipavav Port Limited                       |  | 1.37  |
| Chennai Petroleum Corporation Limited              |  | 1.22  |
| Accelya Kale Solutions Limited                     |  | 1.08  |
| NTPC Limited                                       |  | 1.06  |
| Interglobe Aviation Limited                        |  | 0.98  |
| RSWM Limited                                       |  | 0.94  |
| SQS India Bfsi Limited                             |  | 0.88  |
| Mangalore Refinery And Petrochemicals Limited      |  | 0.87  |
| Infosys Limited                                    |  | 0.86  |
| Gandhi Special Tubes Limited                       |  | 0.77  |
| PTC India Financial Services Limited               |  | 0.62  |

| MMI, Deposits, CBLO & Others                           |  | 7.27  |
|--|--|-------|
| Aditya Birla Sun Life Cash Plus - Direct Plan - Growth |  | 2.95  |
| UTI - Liquid Fund-Cash Plan-Inst Growth Direct         |  | 1.33  |
| Tata Money Market Fund - Direct Plan - Growth          |  | 1.13  |
| HDFC Liquid Fund -Direct Plan - Growth Option          |  | 0.89  |
| LIC MF Liquid Fund-Direct Plan-Growth Option           |  | 0.86  |
| CBLO - 01Feb2018                                       |  | 0.12  |
| Cash & Cash Equivalent                                 |  | -0.01 |

#### Capped Nifty Index Fund

| Equity                                  |  | 93.68 |
|---|--|-------|
| Reliance Industries Limited             |  | 8.30  |
| Housing Development Finance Corporation |  | 8.03  |
| ITC Limited                             |  | 6.29  |
| Infosys Limited                         |  | 6.26  |
| HDFC Bank Limited                       |  | 6.07  |
| Tata Consultancy Services Limited       |  | 4.86  |
| Larsen & Toubro Limited                 |  | 4.42  |
| Maruti Suzuki India Limited             |  | 3.34  |

|  |       |
|--|-------|
| ICICI Bank Limited   | 3.00  |
| Hindustan Unilever Limited                                 | 2.48  |
| Kotak Mahindra Bank Limited                                | 1.94  |
| Mahindra And Mahindra Limited                              | 1.90  |
| Tata Motors Limited  | 1.76  |
| Vedanta Limited  | 1.62  |
| State Bank of India  | 1.55  |
| NTPC Limited   | 1.49  |
| Sun Pharmaceuticals Industries Limited                     | 1.46  |
| Axis Bank Limited  | 1.43  |
| Oil And Natural Gas Corporation Limited                    | 1.41  |
| HCL Technologies Limited                                   | 1.38  |
| Bharti Airtel Limited                                      | 1.36  |
| IndusInd Bank Limited                                      | 1.18  |
| Asian Paints Limited                                       | 1.16  |
| Hero Motocorp Limited                                      | 1.12  |
| Tata Steel Limited   | 1.11  |
| Bajaj Auto Limited   | 1.10  |
| Ultratech Cement Limited                                   | 1.08  |
| Tech Mahindra Limited                                      | 0.99  |
| Indian Oil Corporation Limited                             | 0.98  |
| Power Grid Corporation Of India Limited                    | 0.97  |
| Coal India Limited   | 0.94  |
| Bharat Petroleum Corporation Limited                       | 0.93  |
| Wipro Limited  | 0.91  |
| Yes Bank Limited   | 0.84  |
| Eicher Motors Limited                                      | 0.82  |
| Hindalco Industries Limited                                | 0.82  |
| Zee Entertainment Enterprises Limited                      | 0.79  |
| Adani Ports And Special Economic Zone Limited              | 0.79  |
| GAIL (India) Limited                                       | 0.73  |
| Cipla Limited Fv 2   | 0.73  |
| Hindustan Petroleum Corporation Limited Fv10               | 0.69  |
| UPL Limited  | 0.64  |
| Dr Reddy Laboratories                                      | 0.62  |
| Indiabulls Housing Finance Limited                         | 0.59  |
| Bharti Infratel Limited                                    | 0.56  |
| Lupin Limited  | 0.51  |
| Bajaj Finance Limited                                      | 0.51  |
| Ambuja Cements Limited                                     | 0.49  |
| Bosch Limited  | 0.40  |
| Aurobindo Pharma Limited                                   | 0.31  |
| Tata Steel Limited Rights Ex Date 31/01/2018 (Fully Paid)  | 0.01  |
| Tata Steel Limited Rights Ex Date 31/01/2018 (Partly Paid) | 0.001 |

| MMI, Deposits, CBLO & Others |  | 6.32  |
|------------------------------|--|-------|
| CBLO - 01Feb2018             |  | 8.00  |
| Cash & Cash Equivalent       |  | -1.68 |

#### Asset Allocation Fund

| Government Securities   |  | 47.85 |
|---|--|-------|
| 8.40% GOI 2024 (MD 28/07/2024)                                  |  | 12.27 |
| 6.68% GOI 2031 (MD 17/09/2031)                                  |  | 10.79 |
| 9.16% State Development -Rajasthan 2028 SPL SDL (MD 18/10/2028) |  | 6.33  |
| 8.17% GOI 2044 (MD 01/12/2044)                                  |  | 6.13  |
| 7.80% GOI (MD 03/05/2020)                                       |  | 6.00  |
| 6.35% GOI 2020 (MD 2/01/2020 )                                  |  | 3.72  |
| 8.24% GOI 2033 (MD 10/11/2033)                                  |  | 1.35  |
| 8.28% GOI (MD 15/02/2032)                                       |  | 1.03  |
| 7.88% GOI 2030 (MD 19/03/2030)                                  |  | 0.24  |

| Corporate Debt  |  | 30.69 |
|---|--|-------|
| 8.70% Power Grid Corporation NCD (MD 15/07/2028) [C]              |  | 6.17  |
| 7.89% Can Fin Homes Ltd. NCD MD (18/05/2022) Series 6             |  | 5.91  |
| 7.69% Bpcl Ltd NCD (MD 16/01/2023)-2018-Series I                  |  | 4.68  |
| 7.99% Tata Motors Fin Ltd Ncd. Zero Coupon (7.99% XIRR) NCD       |  | 3.76  |
| 8.50% Indiabulls Housing Finance Ltd NCD Sr I-010 (MD 27/03/2020) |  | 3.35  |
| 8.05% Repco Home Finance Ltd NCD Series 4 (MD 03/08/2020)         |  | 2.35  |
| 8.40% Power Grid Corporation NCD (MD 27/05/2030) [L]              |  | 1.45  |
| 8.40% Nuclear Power Corp Of India Ltd (B) (MD 28/11/2026) SE      |  | 1.22  |
| 8.45% HDFC Ltd. NCD MD (18/05/2026) (Series P - 012)              |  | 1.21  |
| 8.32% Power Grid Corporation Of India Ltd NCD (MD 23/12/2030)     |  | 0.60  |

| Equity |  | 9.26 |
|--------|--|------|
|--------|--|------|

|   |      |
|---|------|
| Housing Development Finance Corporation | 0.74 |
| HDFC Bank Limited                       | 0.73 |
| Reliance Industries Limited             | 0.54 |
| ITC Limited                             | 0.54 |
| Infosys Limited                         | 0.53 |
| ICICI Bank Limited                      | 0.46 |
| Mphasis Limited                         | 0.41 |
| Larsen & Toubro Limited                 | 0.37 |
| State Bank of India                     | 0.37 |
| Maruti Suzuki India Limited             | 0.36 |
| Tata Motors Limited                     | 0.33 |
| Indian Oil Corporation Limited          | 0.28 |
| Hero Motocorp Limited                   | 0.27 |
| Sun Pharmaceuticals Industries Limited  | 0.26 |
| GAIL (India) Limited                    | 0.26 |
| Bajaj Finance Limited                   | 0.26 |
| Colgate Palmolive India Limited         | 0.26 |
| NTPC Limited                            | 0.26 |
| Zee Entertainment Enterprises Limited   | 0.25 |
| Bajaj Corp Limited                      | 0.25 |
| HCL Technologies Limited                | 0.25 |
| ACC Limited                             | 0.24 |
| Dr Reddy Laboratories                   | 0.24 |
| Navkar Corporation Limited              | 0.23 |
| UPL Limited                             | 0.20 |
| Cyient Limited                          | 0.19 |
| Eicher Motors Limited                   | 0.19 |

|  |              |
|--|--------------|
| <b>MMI, Deposits, CBLO &amp; Others</b>                | <b>12.20</b> |
| CBLO - 01Feb2018                                       | 17.99        |
| Aditya Birla Sun Life Cash Plus - Direct Plan - Growth | 3.32         |
| UTI - Liquid Fund-Cash Plan-Inst Growth Direct         | 1.32         |
| Cash & Cash Equivalent                                 | -10.44       |

**Platinum 1**

|                                |             |
|--------------------------------|-------------|
| <b>Government Securities</b>   | <b>9.33</b> |
| 364 Days Tbill (MD 29/03/2018) | 4.21        |
| 8.24% GOI (MD 22/04/2018)      | 2.82        |
| 7.83% GOI 2018 (MD 11/04/18)   | 2.29        |
| 5.69% GOI 2018 (MD 25/09/2018) | 0.01        |
| 8.27% GOI 2020 (MD 09/06/2020) | 0.002       |

**Corporate Debt****32.66**

|  |      |
|--|------|
| 9.30% Power Grid Corpn. Of India Ltd. NCD (MD 28/06/2018)    | 6.10 |
| 9.05% Sundaram Finance Ltd. NCD (MD 12/04/2018)              | 4.69 |
| 9.43% IRFC NCD (MD 23/05/2018)                               | 4.29 |
| 8.71% HDB Financial Services Limited NCD (MD 20/10/2018) Ser | 2.14 |
| 8.39% GRUH Finance Ltd NCD (MD 01/11/18) Comp Ann 31 Mar     | 2.14 |
| 8.34% LIC Housing Finance Ltd NCD (MD 28/05/2018)            | 2.13 |
| 11.25% Power Finance Corporation Ltd NCD (MD 28/11/2018)     | 1.96 |
| 10.85% RECL Ltd NCD (MD 30/09/2018)                          | 1.47 |
| 8.95% Power Finance Corporation Ltd (MD 11/03/2018)          | 1.28 |
| 9.81% Power Finance Corporation Ltd (MD 07/10/2018)          | 1.03 |
| NABARD ZCB (MD 01/03/2018)                                   | 0.93 |
| 9.30% Indiabulls Housing Finance Ltd NCD (MD 26/06/2018)     | 0.86 |
| 8.60% LIC Housing Finance Ltd NCD (MD 20/06/2018)            | 0.85 |
| 8.58% HDFC Ltd NCD (MD 08/05/2018)                           | 0.85 |
| 10.85% RECL Ltd NCD (MD 14/08/2018)                          | 0.78 |
| 9.18% HDFC Ltd NCD (MD 12/02/2018)                           | 0.47 |
| 9.25% Power Grid Corpn. Of India Ltd. NCD (MD 26/12/2018)    | 0.43 |
| 8.73% LIC Housing Finance Ltd NCD (MD 15/05/2018)            | 0.21 |
| 9.40% HDFC Ltd NCD (MD 26/08/2019) PUT 26/08/2016 Series M - | 0.04 |

**Equity****45.20**

|   |      |
|---|------|
| HDFC Bank Limited                       | 3.93 |
| Reliance Industries Limited             | 3.80 |
| ITC Limited                             | 3.26 |
| Larsen & Toubro Limited                 | 2.87 |
| Housing Development Finance Corporation | 2.70 |
| ICICI Bank Limited                      | 2.49 |
| Infosys Limited                         | 2.27 |
| Maruti Suzuki India Limited             | 1.99 |
| Tata Consultancy Services Limited       | 1.73 |
| Sun Pharmaceuticals Industries Limited  | 1.42 |

|   |      |
|---|------|
| Tata Motors Limited   | 1.42 |
| Mahindra And Mahindra Limited                                   | 1.38 |
| GAIL (India) Limited  | 1.29 |
| Bharti Airtel Limited   | 1.29 |
| Kotak Mahindra Bank Limited                                     | 1.28 |
| HCL Technologies Limited  | 1.13 |
| Zee Entertainment Enterprises Limited                           | 1.11 |
| State Bank of India   | 1.04 |
| NTPC Limited  | 1.02 |
| Hindustan Unilever Limited                                      | 0.84 |
| Hindustan Petroleum Corporation Limited Fv10                    | 0.82 |
| Yes Bank Limited  | 0.79 |
| IndusInd Bank Limited   | 0.73 |
| Oil And Natural Gas Corporation Limited                         | 0.57 |
| Grasim Industries Limited                                       | 0.55 |
| Coal India Limited  | 0.54 |
| Bajaj Finance Limited   | 0.54 |
| Bajaj Auto Limited  | 0.51 |
| Ambuja Cements Limited  | 0.47 |
| Asian Paints Limited  | 0.45 |
| Lakshmi Vilas Bank Limited                                      | 0.43 |
| Lupin Limited   | 0.38 |
| Aditya Birla Capital Limited                                    | 0.11 |
| 6% Zee Entertainment Enterprises Ltd Cum Red Non Con Pref Share | 0.07 |

**MMI, Deposits, CBLO & Others****12.81**

|  |      |
|--|------|
| 8.50% Bank Of Baroda Fd Comp (MD 05/03/2018) (FV 1.01 Crs) | 3.00 |
| Aditya Birla Sun Life Cash Plus - Direct Plan - Growth     | 2.79 |
| UTI - Liquid Fund-Cash Plan-Inst Growth Direct             | 2.06 |
| Fullerton India Credit Co. Ltd. Cp (MD 27/09/2018)-18/04   | 0.91 |
| HDFC Liquid Fund -Direct Plan - Growth Option              | 0.63 |
| LIC MF Liquid Fund-Direct Plan-Growth Option               | 0.56 |
| Tata Money Market Fund - Direct Plan - Growth              | 0.32 |
| Cash & Cash Equivalent                                     | 2.53 |

**Platinum Plus 2 Fund****Government Securities****1.38**

|                                |      |
|--------------------------------|------|
| 7.83% GOI 2018 (MD 11/04/18)   | 0.76 |
| 5.69% GOI 2018 (MD 25/09/2018) | 0.48 |
| 8.24% GOI (MD 22/04/2018)      | 0.15 |

**Corporate Debt****44.40**

|  |      |
|--|------|
| NABARD ZCB (MD 01/01/2019)                                   | 7.31 |
| National Housing Bank ZCB (MD 24/12/2018)                    | 6.99 |
| 9.70% Power Finance Corporation Ltd NCD (MD 15/12/2018) - SE | 4.86 |
| 8.55% IRFC NCD (MD 15/01/2019)                               | 2.30 |
| 7.57% Ultratech Cement Ltd NCD (MD 13/08/2019)               | 2.27 |
| 9.35% Power Grid Corporation NCD (MD 29/08/2018)             | 1.95 |
| LIC Housing Finance Ltd. Zcb (MD 26/11/2018)                 | 1.71 |
| 9.65% HDFC Ltd NCD (MD 19/01/2019)                           | 1.23 |
| 10.60% IRFC NCD (MD 11/09/2018)                              | 1.16 |
| 9.63% LIC Housing Finance Ltd NCD (MD 22/01/2019)            | 1.16 |
| 9.63% Export Import Bank Of India NCD (MD 29/11/2018)        | 1.15 |
| 8.85% Axis Finance Limited (MD 29/01/19)                     | 1.15 |
| 8.71% HDB Financial Services Limited NCD (MD 20/10/2018) Ser | 1.15 |
| 8.49% NHPC Ltd NCD (MD 26/11/2018) (Sr S1)                   | 1.14 |
| 8.50% HDB Financial Services Limited NCD (MD 29/10/2018)     | 1.14 |
| 11.25% Power Finance Corporation Ltd NCD (MD 28/11/2018)     | 1.00 |
| 9.15% Larsen & Toubro Ltd NCD (MD 05/01/2019)                | 0.85 |
| NABARD ZCB (MD 31/03/2019)                                   | 0.82 |
| 9.81% Power Finance Corporation Ltd (MD 07/10/2018)          | 0.81 |
| 9.25% Power Grid Corporation NCD (MD 26/12/2020)             | 0.71 |
| 9.25% Power Grid Corpn. Of India Ltd. NCD (MD 26/12/2018)    | 0.69 |
| 9.63% Rural Electrification Corpn. Ltd. NCD (MD 05/02/2019)  | 0.44 |
| 9.00% Export Import Bank Of India NCD (MD 10/01/2019)        | 0.44 |
| 7.93% Power Grid Corporation NCD (MD 20/05/2019) [C]         | 0.39 |
| NABARD ZCB (MD 01/03/2019)                                   | 0.35 |
| 10.85% RECL Ltd NCD (MD 30/09/2018)                          | 0.25 |
| 10.75% Reliance Industries Ltd NCD (MD 08/12/2018)           | 0.21 |
| 9.04% Rural Electrification Corpn. Ltd. NCD (MD 12/10/2019)  | 0.12 |
| 8.37% NABARD NCD (MD 22/06/2020) 16C                         | 0.12 |

|  |      |
|--|------|
| 8.65% RECL Ltd NCD (MD 15/01/2019)                           | 0.11 |
| 8.81% HDB Financial Services Limited NCD (MD 28/07/2018)     | 0.11 |
| NABARD ZCB (MD 01/02/2019)                                   | 0.11 |
| 9.40% HDFC Ltd NCD (MD 26/08/2019) PUT 26/08/2016 Series M - | 0.07 |
| 9.30% Power Grid Corpn. Of India Ltd. NCD (MD 28/06/2018)    | 0.06 |
| 11% Power Finance Corporation Ltd NCD (MD 15/09/2018)        | 0.05 |
| 10.70% HDFC Bank Ltd NCD (MD 26/12/2018)                     | 0.02 |

**Equity****47.84**

|   |      |
|---|------|
| HDFC Bank Limited   | 4.16 |
| Reliance Industries Limited                                     | 3.90 |
| Housing Development Finance Corporation                         | 3.86 |
| ITC Limited   | 3.32 |
| Larsen & Toubro Limited   | 2.93 |
| ICICI Bank Limited  | 2.77 |
| Infosys Limited   | 2.31 |
| Maruti Suzuki India Limited                                     | 2.07 |
| Tata Consultancy Services Limited                               | 1.76 |
| State Bank of India   | 1.48 |
| Sun Pharmaceuticals Industries Limited                          | 1.45 |
| Tata Motors Limited   | 1.45 |
| Mahindra And Mahindra Limited                                   | 1.41 |
| Bharti Airtel Limited   | 1.33 |
| GAIL (India) Limited  | 1.32 |
| Kotak Mahindra Bank Limited                                     | 1.32 |
| HCL Technologies Limited  | 1.20 |
| Zee Entertainment Enterprises Limited                           | 1.13 |
| NTPC Limited  | 1.08 |
| Hindustan Unilever Limited                                      | 0.89 |
| Yes Bank Limited  | 0.83 |
| IndusInd Bank Limited   | 0.75 |
| Hindustan Petroleum Corporation Limited Fv10                    | 0.64 |
| Oil And Natural Gas Corporation Limited                         | 0.58 |
| Lakshmi Vilas Bank Limited                                      | 0.58 |
| Bajaj Finance Limited   | 0.55 |
| Coal India Limited  | 0.55 |
| Bajaj Auto Limited  | 0.54 |
| Asian Paints Limited  | 0.48 |
| Ambuja Cements Limited  | 0.48 |
| Lupin Limited   | 0.41 |
| Grasim Industries Limited                                       | 0.23 |
| 6% Zee Entertainment Enterprises Ltd Cum Red Non Con Pref Share | 0.07 |
| Aditya Birla Capital Limited                                    | 0.05 |

**MMI, Deposits, CBLO & Others****6.38**

|   |      |
|---|------|
| 8.50% Corp Bank Fd Qtr Comp (MD 17/09/2018) (Fv 1.01 Crs) | 3.68 |
| Aditya Birla Sun Life Cash Plus - Direct Plan - Growth    | 0.41 |
| UTI - Liquid Fund-Cash Plan-Inst Growth Direct            | 0.37 |
| HDFC Liquid Fund -Direct Plan - Growth Option             | 0.21 |
| LIC MF Liquid Fund-Direct Plan-Growth Option              | 0.07 |
| Cash & Cash Equivalent                                    | 1.65 |

**Platinum Plus 3 Fund****Government Securities****0.69**

|                           |      |
|---------------------------|------|
| 5.64% GOI (MD 02/01/2019) | 0.25 |
| 7.80% GOI (MD 03/05/2020) | 0.18 |
| 6.90% GOI (MD 13/07/2019) | 0.18 |
| 6.05% GOI (MD 02/02/2019) | 0.09 |

**Corporate Debt****44.61**

|  |      |
|--|------|
| National Housing Bank ZCB (MD 31/03/2019)                    | 4.44 |
| 8.97% LIC Housing Finance Ltd. NCD (MD 29/10/2019) Put (28/1 | 2.96 |
| 8.65% NTPC Ltd NCD (MD 04/02/2019)                           | 2.93 |
| 8.20% SIDBI NCD (MD 07/06/2018)                              | 2.91 |
| 7.57% Ultratech Cement Ltd NCD (MD 13/08/2019)               | 2.89 |
| NABARD ZCB (MD 01/02/2019)                                   | 2.40 |
| 9.39% Power Finance Corporation Ltd NCD (MD 27/08/2019)      | 2.18 |
| 9.43% Tata Sons Ltd. NCD (MD 02/06/2019)                     | 1.98 |
| 8.85% Power Grid Corpn. Of India Ltd. NCD (MD 19/10/2019)    | 1.97 |
| 8.60% IRFC Ltd NCD (MD 11/06/2019)                           | 1.96 |
| 8.76% Power Finance Corpn. Ltd. NCD (MD 07/11/2019)          | 1.77 |



|  |      |
|--|------|
| 9.44% LIC Housing Finance Ltd NCD (MD 30/08/2019)            | 1.68 |
| 9.35% Power Grid NCD MD (29/08/2019)                         | 1.58 |
| NABARD ZCB (MD 01/01/2019)                                   | 1.13 |
| NABARD ZCB (MD 31/03/2019)                                   | 1.10 |
| 9.63% Rural Electrification Corpn. Ltd. NCD (MD 05/02/2019)  | 1.04 |
| 9.81% Power Finance Corporation Ltd (MD 07/10/2018)          | 0.98 |
| 8.19% IRFC NCD (MD 27/04/2019)                               | 0.97 |
| 8.39% GRUH Finance Ltd NCD (MD 01/11/18) Comp Ann 31 Mar     | 0.97 |
| NABARD ZCB (MD 01/03/2018)                                   | 0.96 |
| 7.93% Power Grid Corporation NCD (MD 20/05/2019) [C]         | 0.64 |
| NABARD ZCB (MD 01/03/2019)                                   | 0.61 |
| 9.51% LIC Housing Finance Ltd NCD (MD 24/07/2019)            | 0.59 |
| 9.30% Power Grid Corpn. Of India Ltd. NCD (MD 28/06/2019)    | 0.49 |
| 8.64% Power Grid NCD MD (08/07/2019)                         | 0.49 |
| 8.68% Grasim Industries Ltd. NCD (MD 02/02/2020)             | 0.41 |
| 9.95% State Bank of India NCD (MD 16/03/2026)                | 0.41 |
| CALL 16/03/2026  |      |
| 8.40% Power Grid Corporation NCD (MD 27/05/2019) [A]         | 0.39 |
| 9.25% Power Grid Corporation NCD (MD 26/12/2019)             | 0.30 |
| 9.25% Power Grid Corpn. Of India Ltd. NCD (MD 26/12/2018)    | 0.20 |
| 9.15% Larsen & Toubro Ltd NCD (MD 05/01/2019)                | 0.20 |
| 8.64% Power Grid NCD MD (08/07/2018)                         | 0.19 |
| 8.30% Nabard NCD (MD 12/06/2018) 16B                         | 0.19 |
| 9.00% Export Import Bank Of India NCD (MD 10/01/2019)        | 0.18 |
| 8.36% Power Finance Corpn. Ltd. NCD (MD 04/09/2020)          | 0.14 |
| 8.95% LIC Housing Finance Ltd NCD (MD 15/09/2020)            | 0.12 |
| 9.00% Indiabulls Housing Finance Ltd NCD (MD 21/06/2019)     | 0.10 |
| 9.35% Power Grid Corporation NCD (MD 29/08/2018)             | 0.06 |
| 9.44% Power Finance Corporation Ltd. NCD (MD 23/09/2021) P/C | 0.04 |
| 9.45% State Bank of India NCD (MD 16/03/2026)                |      |
| CALL 16/03/202   | 0.02 |
| 11.25% Power Finance Corporation Ltd NCD (MD 28/11/2018)     | 0.02 |
| 9.32% Power Finance Corporation Ltd (MD 17/09/2019)          | 0.02 |

| Equity  | 47.58 |
|---|-------|
| Housing Development Finance Corporation                         | 4.01  |
| HDFC Bank Limited   | 4.00  |
| Reliance Industries Limited                                     | 3.79  |
| ITC Limited   | 3.22  |
| Larsen & Toubro Limited   | 2.84  |
| ICICI Bank Limited  | 2.70  |
| Infosys Limited   | 2.24  |
| Maruti Suzuki India Limited                                     | 1.99  |
| Tata Consultancy Services Limited                               | 1.71  |
| Kotak Mahindra Bank Limited                                     | 1.53  |
| State Bank of India   | 1.44  |
| Sun Pharmaceuticals Industries Limited                          | 1.41  |
| Tata Motors Limited   | 1.40  |
| Mahindra And Mahindra Limited                                   | 1.36  |
| Bharti Airtel Limited   | 1.28  |
| GAIL (India) Limited  | 1.28  |
| HCL Technologies Limited  | 1.20  |
| Yes Bank Limited  | 1.11  |
| Zee Entertainment Enterprises Limited                           | 1.09  |
| NTPC Limited  | 1.05  |
| IndusInd Bank Limited   | 0.97  |
| Hindustan Unilever Limited                                      | 0.90  |
| Hindustan Petroleum Corporation Limited Fv10                    | 0.61  |
| Oil And Natural Gas Corporation Limited                         | 0.56  |
| Lakshmi Vilas Bank Limited                                      | 0.56  |
| Bajaj Auto Limited  | 0.53  |
| Bajaj Finance Limited   | 0.53  |
| Coal India Limited  | 0.53  |
| Ambuja Cements Limited  | 0.46  |
| Asian Paints Limited  | 0.46  |
| Lupin Limited   | 0.40  |
| Grasim Industries Limited                                       | 0.22  |
| 6% Zee Entertainment Enterprises Ltd Cum Red Non Con Pref Share | 0.13  |
| Aditya Birla Capital Limited                                    | 0.05  |
| MMI, Deposits, CBL0 & Others                                    | 7.12  |
| 9.00% Corp Bank Fd Qtr Comp (MD 15/05/2019) (F.V. 5Cr)          | 1.93  |
| UTI - Liquid Fund-Cash Plan-Inst Growth Direct                  | 1.13  |
| HDFC Liquid Fund - Direct Plan - Growth Option                  | 0.34  |

|   |      |
|---|------|
| LIC MF Liquid Fund-Direct Plan-Growth Option            | 0.31 |
| 9.75% State Bank Of Bikaner Fd Qtr Comp (MD 21/05/2019) | 0.19 |
| 9.75% State Bank Of Bikaner Fd Qtr Comp (MD 16/05/2019) | 0.19 |
| 9.75% State Bank Of Bikaner Fd Qtr Comp (MD 17/05/2019) | 0.19 |
| Aditya Birla Sun Life Cash Plus - Direct Plan - Growth  | 0.03 |
| 9.75% State Bank Of Bikaner Fd Qtr Comp (MD 17/09/2019) | 0.01 |
| 9.75% State Bank Of Bikaner And Jaipur 2019             | 0.01 |
| Cash & Cash Equivalent                                  | 2.79 |

| Platinum Plus 4 Fund  |       |
|---|-------|
| Government Securities   | 1.50  |
| 8.19% GOI 2020 (MD 16/01/2020)                                | 1.33  |
| 8.24% GOI (MD 22/04/2018)                                     | 0.18  |
| Corporate Debt  | 44.40 |
| 9.04% Rural Electrification Corpn. Ltd. NCD (MD 12/10/2019)   | 5.30  |
| 9.32% Power Finance Corporation Ltd (MD 17/09/2019)           | 5.21  |
| 9.05% Petronet Lng Ltd NCD (MD 28/10/2019)                    | 5.02  |
| NABARD ZCB (MD 01/01/2019)                                    | 4.85  |
| 9.40% HDFC Ltd NCD (MD 26/08/2019) Put 26/08/2016 Series M -  | 3.99  |
| 8.68% Grasim Industries Ltd. NCD (MD 02/02/2020)              | 3.25  |
| 8.93% Power Grid Corporation Of India Ltd NCD (MD 20/10/2019) | 2.65  |
| 8.37% Nabard NCD (MD 22/06/2020) 16C                          | 2.63  |
| 9.63% Rural Electrification Corpn. Ltd. NCD (MD 05/02/2019)   | 2.51  |
| 8.68% LIC Housing Finance Ltd. NCD (MD 30/03/2020)            | 2.38  |
| 8.49% NHPC Ltd NCD (MD 26/11/2019) (Sr S1)                    | 1.32  |
| 8.80% Larsen & Toubro Ltd NCD (MD 13/04/2020)                 | 1.09  |
| 9.15% Larsen & Toubro Ltd NCD (MD 05/01/2019)                 | 1.03  |
| 9.39% Power Finance Corporation Ltd NCD (MD 27/08/2019)       | 0.80  |
| 9.95% State Bank of India NCD (MD 16/03/2026)                 | 0.55  |
| CALL 16/03/2026   |       |
| 9.20% Power Grid Corpn. Of India Ltd. NCD (MD 12/03/2020)     | 0.53  |
| 8.64% IRFC NCD (MD 17/05/2021) (Series 52 B)                  | 0.48  |
| 8.85% NHPC Ltd NCD (MD 11/02/2019) (Sr R2)                    | 0.37  |
| 8.70% Power Finance Corpn Ltd NCD (MD 15/01/2020)             | 0.26  |
| 8.96% Power Finance Corporation Ltd NCD (MD 21/10/2019)       | 0.19  |

| Equity  | 46.93 |
|---|-------|
| Housing Development Finance Corporation                         | 4.00  |
| HDFC Bank Limited   | 3.95  |
| Reliance Industries Limited                                     | 3.75  |
| ITC Limited   | 3.17  |
| Larsen & Toubro Limited   | 2.79  |
| ICICI Bank Limited  | 2.67  |
| Infosys Limited   | 2.22  |
| Maruti Suzuki India Limited                                     | 1.97  |
| Tata Consultancy Services Limited                               | 1.69  |
| Kotak Mahindra Bank Limited                                     | 1.52  |
| State Bank of India   | 1.42  |
| Sun Pharmaceuticals Industries Limited                          | 1.38  |
| Tata Motors Limited   | 1.38  |
| Mahindra And Mahindra Limited                                   | 1.34  |
| Bharti Airtel Limited   | 1.27  |
| GAIL (India) Limited  | 1.26  |
| HCL Technologies Limited  | 1.19  |
| Yes Bank Limited  | 1.09  |
| Zee Entertainment Enterprises Limited                           | 1.08  |
| NTPC Limited  | 1.05  |
| Hindustan Unilever Limited                                      | 0.89  |
| IndusInd Bank Limited   | 0.85  |
| Hindustan Petroleum Corporation Limited Fv10                    | 0.61  |
| Lakshmi Vilas Bank Limited                                      | 0.55  |
| Oil And Natural Gas Corporation Limited                         | 0.55  |
| Bajaj Auto Limited  | 0.53  |
| Bajaj Finance Limited   | 0.53  |
| Coal India Limited  | 0.52  |
| Asian Paints Limited  | 0.46  |
| Ambuja Cements Limited  | 0.46  |
| Lupin Limited   | 0.40  |
| Grasim Industries Limited                                       | 0.22  |
| 6% Zee Entertainment Enterprises Ltd Cum Red Non Con Pref Share | 0.14  |

| Aditya Birla Capital Limited                           | 0.05 |
|--|------|
| MMI, Deposits, CBL0 & Others                           | 7.17 |
| 9.00% Corp Bank Fd Qtr Comp (MD 17/09/2019) (F.V. 5Cr) | 2.60 |
| Aditya Birla Sun Life Cash Plus - Direct Plan - Growth | 1.33 |
| UTI - Liquid Fund-Cash Plan-Inst Growth Direct         | 0.27 |
| 8.75% Bank Of Baroda Fd Comp (MD 17/09/2019)           | 0.26 |
| FV (99 Lac)  |      |
| Aditya Birla Sun Life Mutual Fund                      | 0.20 |
| Cash & Cash Equivalent                                 | 2.71 |

| Platinum Premier Fund   |       |
|---|-------|
| Government Securities   | 6.05  |
| 6.35%Goi 2020 (MD 2/01/2020 )                                 | 3.27  |
| 7.80% GOI (MD 03/05/2020)                                     | 1.33  |
| 8.19% GOI 2020 (MD 16/01/2020)                                | 0.93  |
| 8.15% GOI 2022 (MD 11/06/2022)                                | 0.52  |
| Corporate Debt  | 42.10 |
| HDFC Ltd. ZCB (MD 15/01/2020) Series N-003                    | 5.33  |
| 8.18% NABARD NCD (MD 10/02/2020)                              | 5.11  |
| 8.37% NABARD NCD (MD 22/06/2020) 16C                          | 4.87  |
| 8.68% Grasim Industries Ltd. NCD (MD 02/02/2020)              | 3.40  |
| 8.97% Tata Sons Ltd. NCD (MD 15/07/2020)                      | 3.12  |
| 8.65% Larsen & Tubro Ltd. Reset 8.95% (MD 26/05/2020)         | 3.12  |
| 7.93% Power Grid Corporation NCD (MD 20/05/2020) [D]          | 3.05  |
| 9.30% Power Grid Corpn. Of India Ltd. NCD (MD 28/06/2020)     | 2.09  |
| 8.87% Rural Electrification Corpn. Ltd. NCD (MD 08/03/2020)   | 2.07  |
| 8.70% Power Finance Corporation Ltd. NCD (MD 14/05/2020)      | 2.07  |
| 8.55% India InfraDebt Ltd NCD (MD 04/02/2020)                 | 2.06  |
| Rural Electrification Corpn Ltd ZCB (MD 15/12/2020)           | 1.12  |
| 8.99% Tata Sons Ltd. NCD (MD 07/06/2020)                      | 1.04  |
| 8.78% NTPC Ltd NCD (MD 09/03/2020)                            | 1.03  |
| 8.55% IRFC NCD (MD 03/02/2020)                                | 1.03  |
| 8.75% Reliance Industries Ltd NCD (MD 07/05/2020)             | 0.83  |
| 8.95% Bajaj Finance Limited NCD (MD 10/04/2020)               | 0.41  |
| 9.20% Power Grid Corpn. Of India Ltd. NCD (MD 12/03/2020)     | 0.21  |
| 8.49% NTPC Ltd Bonus NCD Part Redemption MD (25/03/2025) (FV) | 0.13  |

| Equity  | 43.65 |
|---|-------|
| HDFC Bank Limited   | 3.64  |
| Housing Development Finance Corporation                         | 3.61  |
| Reliance Industries Limited                                     | 3.43  |
| ITC Limited   | 2.91  |
| Larsen & Toubro Limited   | 2.57  |
| ICICI Bank Limited  | 2.45  |
| Infosys Limited   | 2.04  |
| Maruti Suzuki India Limited                                     | 1.85  |
| Tata Consultancy Services Limited                               | 1.55  |
| Kotak Mahindra Bank Limited                                     | 1.40  |
| State Bank of India   | 1.30  |
| Sun Pharmaceuticals Industries Limited                          | 1.27  |
| Tata Motors Limited   | 1.27  |
| Mahindra And Mahindra Limited                                   | 1.23  |
| Bharti Airtel Limited   | 1.18  |
| GAIL (India) Limited  | 1.15  |
| HCL Technologies Limited  | 1.14  |
| Yes Bank Limited  | 0.99  |
| Zee Entertainment Enterprises Limited                           | 0.99  |
| IndusInd Bank Limited   | 0.96  |
| NTPC Limited  | 0.95  |
| Hindustan Unilever Limited                                      | 0.89  |
| Hindustan Petroleum Corporation Limited Fv10                    | 0.57  |
| Bajaj Auto Limited  | 0.54  |
| Asian Paints Limited  | 0.51  |
| Oil And Natural Gas Corporation Limited                         | 0.51  |
| Lakshmi Vilas Bank Limited                                      | 0.50  |
| Bajaj Finance Limited   | 0.48  |
| Coal India Limited  | 0.47  |
| Ambuja Cements Limited  | 0.42  |
| Lupin Limited   | 0.40  |
| Grasim Industries Limited                                       | 0.22  |
| 6% Zee Entertainment Enterprises Ltd Cum Red Non Con Pref Share | 0.19  |
| Aditya Birla Capital Limited                                    | 0.05  |
| MMI, Deposits, CBL0 & Others                                    | 8.19  |
| 9.00% Corp Bank Fd Qtr Comp (MD 12/02/2020) (F.V. 5Cr)          | 3.04  |
| Aditya Birla Sun Life Cash Plus - Direct Plan - Growth          | 0.90  |

|  |      |
|--|------|
| UTI - Liquid Fund-Cash Plan-Inst Growth Direct | 0.41 |
| HDFC Liquid Fund - Direct Plan - Growth Option | 0.27 |
| LIC MF Liquid Fund-Direct Plan-Growth Option   | 0.25 |
| Cash & Cash Equivalent                         | 3.33 |

**Platinum Advantage Fund**

| Government Securities   | 19.54 |
|---|-------|
| 8.12% GOI 2020 (MD 10/12/2020)                                | 12.98 |
| 8.27% GOI 2020 (MD 09/06/2020)                                | 2.41  |
| 7.80% GOI (MD 03/05/2020)                                     | 1.41  |
| 7.80% GOI (MD 11/04/2021)                                     | 1.36  |
| 8.43% State Development - Kerala 2020 (MD 10/11/2020)         | 0.69  |
| 8.42% State Development - Andhra Pradesh 2020 (MD 25/08/2020) | 0.68  |

**Corporate Debt**

| Corporate Debt  | 40.63 |
|---|-------|
| 8.35% LIC Housing Finance Ltd. NCD (MD 23/10/2020)                  | 3.66  |
| 8.93% Power Grid Corporation Of India Ltd NCD (MD 20/10/2020)       | 3.44  |
| 8.85% Power Grid Corpn. Of India Ltd. NCD (MD 19/10/2020)           | 3.43  |
| 8.78% Power Finance Corpn. Ltd. NCD (MD 15/11/2020)                 | 3.43  |
| 8.67% LIC Housing Finance Ltd. NCD (MD 26/08/2020)                  | 3.41  |
| 8.40% Larsen & Toubro Ltd NCD (MD 24/09/2020)                       | 3.39  |
| Rural Electrification Corpn Ltd ZCB (MD 15/12/2020)                 | 2.93  |
| 7.50% ICICI Home Finance Company Ltd NCD (MD 26/06/2020)            | 2.66  |
| 8.88% LIC Housing Finance Ltd. NCD (MD 13/10/2020)                  | 2.06  |
| 8.18% NTPC Ltd NCD (MD 31/12/2020)-Series 58                        | 2.03  |
| 8.49% NHPC Ltd NCD (MD 26/11/2020) (Sr S1)                          | 1.77  |
| 8.80% Rural Electrification Corporation Limited NCD (MD 25/10/2020) | 1.37  |
| 6.95% Reliance Industries Ltd NCD (MD 14/12/2020)                   | 1.31  |
| HDFC Ltd. ZCB (MD 15/01/2020) Series N-003                          | 0.88  |
| 9.10% Tata Sons Ltd. NCD (MD 06/09/2020)                            | 0.69  |
| 8.95% HDFC Ltd. NCD MD (19/10/2020)                                 | 0.69  |
| 8.90% HDFC Ltd. NCD MD (18/08/2020)                                 | 0.69  |
| 8.50% NHPC Ltd NCD Sr-T STRRP B (MD 14/07/2020)                     | 0.68  |
| 7.17% Reliance Industries Ltd NCD PPD Series-D (MD 08/11/2022)      | 0.52  |
| 8.95% LIC Housing Finance Ltd NCD (MD 15/09/2020)                   | 0.47  |
| 8.37% NABARD NCD (MD 22/06/2020) 16C                                | 0.22  |
| 9.90 HDFC Ltd. NCD (MD 10/06/2021)                                  | 0.17  |
| 9.15% Larsen & Toubro Ltd NCD (MD 05/01/2019)                       | 0.15  |
| 9.20% Power Grid Corpn. Of India Ltd. NCD (MD 12/03/2020)           | 0.14  |
| 8.80% Larsen & Toubro Ltd NCD (MD 13/04/2020)                       | 0.14  |
| 8.49% NTPC Ltd Bonus NCD Part Redemption MD (25/03/2025) (FV)       | 0.12  |
| 8.50% IRFC NCD (MD 22/06/2020)                                      | 0.10  |
| 8.55% Tata Sons Ltd. NCD (MD 31/08/2020)                            | 0.04  |
| 8.36% Power Finance Corpn. Ltd. NCD (MD 04/09/2020)                 | 0.04  |
| 8.75% Reliance Industries Ltd NCD (MD 07/05/2020)                   | 0.03  |

**Equity**

| Equity                                       | 37.27 |
|--|-------|
| HDFC Bank Limited                            | 3.03  |
| Housing Development Finance Corporation      | 3.03  |
| Reliance Industries Limited                  | 2.89  |
| ITC Limited                                  | 2.45  |
| Larsen & Toubro Limited                      | 2.09  |
| ICICI Bank Limited                           | 2.05  |
| Infosys Limited                              | 1.92  |
| Maruti Suzuki India Limited                  | 1.79  |
| Tata Consultancy Services Limited            | 1.44  |
| Kotak Mahindra Bank Limited                  | 1.32  |
| State Bank of India                          | 1.17  |
| Tata Motors Limited                          | 1.14  |
| Mahindra And Mahindra Limited                | 1.11  |
| Sun Pharmaceuticals Industries Limited       | 1.09  |
| GAIL (India) Limited                         | 1.05  |
| HCL Technologies Limited                     | 1.00  |
| Zee Entertainment Enterprises Limited        | 0.89  |
| Bharti Airtel Limited                        | 0.87  |
| Yes Bank Limited                             | 0.83  |
| NTPC Limited                                 | 0.76  |
| Bajaj Auto Limited                           | 0.66  |
| Asian Paints Limited                         | 0.63  |
| Hindustan Petroleum Corporation Limited Fv10 | 0.54  |
| Lupin Limited                                | 0.49  |
| Oil And Natural Gas Corporation Limited      | 0.46  |

|   |      |
|---|------|
| Bajaj Finance Limited   | 0.45 |
| Lakshmi Vilas Bank Limited                                      | 0.45 |
| IndusInd Bank Limited   | 0.45 |
| Hindustan Unilever Limited                                      | 0.41 |
| Ambuja Cements Limited  | 0.38 |
| Grasim Industries Limited                                       | 0.28 |
| 6% Zee Entertainment Enterprises Ltd Cum Red Non Con Pref Share | 0.08 |
| Aditya Birla Capital Limited                                    | 0.06 |

**MMI, Deposits, CBLO & Others**

| MMI, Deposits, CBLO & Others                   | 2.56 |
|--|------|
| LIC MF Liquid Fund-Direct Plan-Growth Option   | 0.67 |
| UTI - Liquid Fund-Cash Plan-Inst Growth Direct | 0.39 |
| Tata Money Market Fund - Direct Plan - Growth  | 0.23 |
| Cash & Cash Equivalent                         | 1.28 |

**Titanium 1 Fund**

| Government Securities     | 4.11 |
|---------------------------|------|
| 7.80% GOI (MD 03/05/2020) | 4.11 |

**Corporate Debt**

| Corporate Debt   | 28.15 |
|--|-------|
| 9.25% Power Grid Corporation NCD (MD 26/12/2019)             | 8.08  |
| 9.40% HDFC Ltd NCD (MD 26/08/2019) Put 26/08/2016 Series M - | 6.45  |
| 8.70% Power Finance Corpn Ltd NCD (MD 15/01/2020)            | 4.41  |
| 8.55% Tata Sons Ltd. NCD (MD 31/08/2020)                     | 3.61  |
| 8.76% Power Finance Corpn. Ltd. NCD (MD 07/11/2019)          | 3.60  |
| 8.37% Nabard NCD (MD 22/06/2020) 16C                         | 2.00  |

**Equity**

| Equity  | 60.57 |
|---|-------|
| HDFC Bank Limited   | 5.32  |
| Reliance Industries Limited                                     | 5.02  |
| ITC Limited   | 4.23  |
| Larsen & Toubro Limited   | 3.73  |
| ICICI Bank Limited  | 3.59  |
| Housing Development Finance Corporation                         | 3.40  |
| Infosys Limited   | 2.94  |
| Maruti Suzuki India Limited                                     | 2.66  |
| Tata Consultancy Services Limited                               | 2.24  |
| Kotak Mahindra Bank Limited                                     | 2.04  |
| State Bank of India   | 1.89  |
| Sun Pharmaceuticals Industries Limited                          | 1.85  |
| Tata Motors Limited   | 1.84  |
| Mahindra And Mahindra Limited                                   | 1.79  |
| Bharti Airtel Limited   | 1.69  |
| GAIL (India) Limited  | 1.67  |
| HCL Technologies Limited  | 1.54  |
| Yes Bank Limited  | 1.49  |
| Zee Entertainment Enterprises Limited                           | 1.44  |
| NTPC Limited  | 1.35  |
| Hindustan Unilever Limited                                      | 1.15  |
| IndusInd Bank Limited   | 0.96  |
| Hindustan Petroleum Corporation Limited Fv10                    | 0.81  |
| Lakshmi Vilas Bank Limited                                      | 0.74  |
| Oil And Natural Gas Corporation Limited                         | 0.74  |
| Coal India Limited  | 0.71  |
| Bajaj Auto Limited  | 0.71  |
| Bajaj Finance Limited   | 0.70  |
| Asian Paints Limited  | 0.62  |
| Ambuja Cements Limited  | 0.61  |
| Lupin Limited   | 0.53  |
| Grasim Industries Limited                                       | 0.30  |
| 6% Zee Entertainment Enterprises Ltd Cum Red Non Con Pref Share | 0.21  |
| Aditya Birla Capital Limited                                    | 0.06  |

**MMI, Deposits, CBLO & Others**

| MMI, Deposits, CBLO & Others                           | 7.17 |
|--|------|
| Aditya Birla Sun Life Cash Plus - Direct Plan - Growth | 2.49 |
| Tata Money Market Fund - Direct Plan - Growth          | 1.78 |
| UTI - Liquid Fund-Cash Plan-Inst Growth Direct         | 1.02 |
| LIC MF Liquid Fund-Direct Plan-Growth Option           | 1.00 |
| Cash & Cash Equivalent                                 | 0.88 |

**Titanium 2 Fund**

| Government Securities          | 17.74 |
|--------------------------------|-------|
| 8.27% GOI 2020 (MD 09/06/2020) | 14.81 |
| 7.80% GOI (MD 03/05/2020)      | 2.93  |

**Corporate Debt**

| Corporate Debt                             | 13.18 |
|--|-------|
| 8.49% NHPC Ltd NCD (MD 26/11/2020) (Sr S1) | 7.34  |
| 8.37% NABARD NCD (MD 22/06/2020) 16C       | 5.84  |

| Equity  | 64.92 |
|---|-------|
| HDFC Bank Limited   | 5.57  |
| Housing Development Finance Corporation                         | 5.23  |
| Reliance Industries Limited                                     | 5.23  |
| ITC Limited   | 4.45  |
| Larsen & Toubro Limited   | 3.92  |
| ICICI Bank Limited  | 3.73  |
| Infosys Limited   | 3.12  |
| Maruti Suzuki India Limited                                     | 2.74  |
| Tata Consultancy Services Limited                               | 2.34  |
| Kotak Mahindra Bank Limited                                     | 2.13  |
| State Bank of India   | 1.98  |
| Sun Pharmaceuticals Industries Limited                          | 1.94  |
| Tata Motors Limited   | 1.93  |
| Mahindra And Mahindra Limited                                   | 1.88  |
| Bharti Airtel Limited   | 1.78  |
| GAIL (India) Limited  | 1.77  |
| HCL Technologies Limited  | 1.58  |
| Zee Entertainment Enterprises Limited                           | 1.51  |
| Yes Bank Limited  | 1.50  |
| NTPC Limited  | 1.42  |
| Hindustan Unilever Limited                                      | 1.19  |
| IndusInd Bank Limited   | 1.01  |
| Hindustan Petroleum Corporation Limited Fv10                    | 0.86  |
| Lakshmi Vilas Bank Limited                                      | 0.78  |
| Oil And Natural Gas Corporation Limited                         | 0.78  |
| Bajaj Finance Limited   | 0.72  |
| Coal India Limited  | 0.72  |
| Bajaj Auto Limited  | 0.71  |
| Ambuja Cements Limited  | 0.64  |
| Asian Paints Limited  | 0.64  |
| Lupin Limited   | 0.54  |
| Grasim Industries Limited                                       | 0.32  |
| 6% Zee Entertainment Enterprises Ltd Cum Red Non Con Pref Share | 0.22  |
| Aditya Birla Capital Limited                                    | 0.07  |

**MMI, Deposits, CBLO & Others**

| MMI, Deposits, CBLO & Others                           | 4.16 |
|--|------|
| Aditya Birla Sun Life Cash Plus - Direct Plan - Growth | 1.44 |
| UTI - Liquid Fund-Cash Plan-Inst Growth Direct         | 1.44 |
| HDFC Liquid Fund - Direct Plan - Growth Option         | 0.61 |
| Cash & Cash Equivalent                                 | 0.67 |

**Titanium 3 Fund**

| Government Securities          | 10.21 |
|--------------------------------|-------|
| 8.27% GOI 2020 (MD 09/06/2020) | 10.21 |

**Corporate Debt**

| Corporate Debt                                    | 14.71 |
|---|-------|
| 8.95% LIC Housing Finance Ltd NCD (MD 15/09/2020) | 8.88  |
| 8.37% NABARD NCD (MD 22/06/2020) 16C              | 5.84  |

**Equity**

| Equity                                       | 68.61 |
|--|-------|
| HDFC Bank Limited                            | 5.88  |
| Reliance Industries Limited                  | 5.48  |
| Housing Development Finance Corporation      | 5.27  |
| ITC Limited                                  | 4.76  |
| Larsen & Toubro Limited                      | 4.18  |
| ICICI Bank Limited                           | 3.91  |
| Maruti Suzuki India Limited                  | 3.28  |
| Infosys Limited                              | 3.28  |
| Tata Consultancy Services Limited            | 2.52  |
| Kotak Mahindra Bank Limited                  | 2.24  |
| Sun Pharmaceuticals Industries Limited       | 2.08  |
| Tata Motors Limited                          | 2.07  |
| Mahindra And Mahindra Limited                | 1.99  |
| Bharti Airtel Limited                        | 1.95  |
| HCL Technologies Limited                     | 1.81  |
| Yes Bank Limited                             | 1.65  |
| Zee Entertainment Enterprises Limited        | 1.62  |
| State Bank of India                          | 1.56  |
| NTPC Limited                                 | 1.55  |
| GAIL (India) Limited                         | 1.54  |
| Hindustan Unilever Limited                   | 1.38  |
| IndusInd Bank Limited                        | 1.10  |
| Hindustan Petroleum Corporation Limited FV10 | 0.95  |
| Bajaj Auto Limited                           | 0.85  |
| Oil And Natural Gas Corporation Limited      | 0.83  |
| Coal India Limited                           | 0.79  |
| Bajaj Finance Limited                        | 0.77  |

|   |      |
|---|------|
| Asian Paints Limited  | 0.70 |
| Ambuja Cements Limited  | 0.69 |
| Lakshmi Vilas Bank Limited                                      | 0.68 |
| Lupin Limited   | 0.60 |
| Grasim Industries Limited                                       | 0.38 |
| 6% Zee Entertainment Enterprises Ltd Cum Red Non Con Pref Share | 0.18 |
| Aditya Birla Capital Limited                                    | 0.08 |

|  |             |
|--|-------------|
| <b>MMI, Deposits, CBL0 &amp; Others</b>                | <b>6.46</b> |
| Aditya Birla Sun Life Cash Plus - Direct Plan - Growth | 2.05        |
| HDFC Liquid Fund - Direct Plan - Growth Option         | 1.41        |
| Tata Money Market Fund - Direct Plan - Growth          | 1.41        |
| UTI - Liquid Fund-Cash Plan-Inst Growth Direct         | 0.77        |
| Cash & Cash Equivalent                                 | 0.82        |

**Foresight Fund - SP**

|   |              |
|---|--------------|
| <b>Government Securities</b>                                  | <b>12.37</b> |
| 7.80% GOI (MD 11/04/2021)                                     | 8.76         |
| 8.79% GOI 2021 (MD 08/11/2021)                                | 2.26         |
| 8.66% State Development - Andhra Pradesh 2021 (MD 06/07/2021) | 1.35         |

|  |              |
|--|--------------|
| <b>Corporate Debt</b>  | <b>40.34</b> |
| 9.36% Power Finance Corpn. Ltd. NCD (MD 01/08/2021)            | 6.84         |
| 8.54% NHPC Ltd NCD (MD 26/11/2021) (Sr S2)                     | 6.67         |
| 8.44% Rural Electrification Corpn. Ltd. NCD (MD 04/12/2021)    | 6.66         |
| 8.93% Power Grid Corporation Of India Ltd NCD (MD 20/10/2021)  | 6.08         |
| 8.60% India Infra Debt Ltd NCD (MD 08/01/2021) Series I        | 5.60         |
| 9.57% IRFC NCD (MD 31/05/2021)                                 | 4.14         |
| 9.15% Export Import Bank Of India NCD (MD 08/03/2021)          | 2.71         |
| 7.17% Reliance Industries Ltd NCD PPD Series-D (MD 08/11/2022) | 1.27         |
| 8.33% NTPC Ltd NCD (MD 24/02/2021)-Series 59                   | 0.27         |
| 8.49% NTPC Ltd Bonus NCD Part Redemption (MD 25/03/2025) (FV)  | 0.09         |

|   |              |
|---|--------------|
| <b>Equity</b>   | <b>42.22</b> |
| HDFC Bank Limited   | 3.75         |
| Housing Development Finance Corporation                         | 3.63         |
| Reliance Industries Limited                                     | 3.22         |
| ITC Limited   | 2.69         |
| Larsen & Toubro Limited   | 2.30         |
| ICICI Bank Limited  | 2.29         |
| Infosys Limited   | 2.11         |
| Maruti Suzuki India Limited                                     | 1.88         |
| Tata Consultancy Services Limited                               | 1.58         |
| Kotak Mahindra Bank Limited                                     | 1.44         |
| State Bank of India   | 1.28         |
| Tata Motors Limited   | 1.25         |
| Mahindra And Mahindra Limited                                   | 1.22         |
| Sun Pharmaceuticals Industries Limited                          | 1.20         |
| GAIL (India) Limited  | 1.15         |
| HCL Technologies Limited  | 1.05         |
| NTPC Limited  | 0.98         |
| Zee Entertainment Enterprises Limited                           | 0.98         |
| Bharti Airtel Limited   | 0.92         |
| Yes Bank Limited  | 0.88         |
| Hindustan Unilever Limited                                      | 0.74         |
| Bajaj Auto Limited  | 0.67         |
| Asian Paints Limited  | 0.64         |
| Hindustan Petroleum Corporation Limited Fv10                    | 0.58         |
| Lakshmi Vilas Bank Limited                                      | 0.51         |
| Lupin Limited   | 0.50         |
| Oil And Natural Gas Corporation Limited                         | 0.50         |
| Bajaj Finance Limited   | 0.49         |
| IndusInd Bank Limited   | 0.47         |
| Coal India Limited  | 0.45         |
| Ambuja Cements Limited  | 0.41         |
| Grasim Industries Limited                                       | 0.29         |
| 6% Zee Entertainment Enterprises Ltd Cum Red Non Con Pref Share | 0.12         |
| Aditya Birla Capital Limited                                    | 0.06         |

|  |             |
|--|-------------|
| <b>MMI, Deposits, CBL0 &amp; Others</b>                | <b>5.06</b> |
| Aditya Birla Sun Life Cash Plus - Direct Plan - Growth | 2.20        |
| UTI - Liquid Fund-Cash Plan-Inst Growth Direct         | 1.25        |
| Cash & Cash Equivalent                                 | 1.62        |

**Foresight Fund - FP**

|   |              |
|---|--------------|
| <b>Government Securities</b>                                  | <b>16.28</b> |
| 7.80% GOI (MD 11/04/2021)                                     | 7.13         |
| 8.79% GOI 2021 (MD 08/11/2021)                                | 3.45         |
| 7.94% GOI Bond 24-05-2021                                     | 2.00         |
| 8.66% State Development - Andhra Pradesh 2021 (MD 06/07/2021) | 1.02         |
| 6.65% Fertiliser GOI Bond 2023 (MD 29/01/2023)                | 0.51         |
| 8.56% State Development - Andhra Pradesh 2021 (MD 10/08/2021) | 0.43         |
| 7.80% GOI (MD 03/05/2020)                                     | 0.29         |
| 9.95% Food Corporation Of India NCD (MD 07/03/2022)           | 0.22         |
| 10.25% GOI (MD 30/05/2021)                                    | 0.21         |
| 8.15% GOI 2022 (MD 11/06/2022)                                | 0.19         |
| 8.24% GOI (MD 22/04/2018)                                     | 0.17         |
| 6.05% GOI (MD 02/02/2019)                                     | 0.11         |
| 6.90% GOI (MD 13/07/2019)                                     | 0.10         |
| 8.20% GOI Oil SPL Bond 2023 (MD - 10/11/2023)                 | 0.10         |
| 8.13% GOI (MD 21/09/2022)                                     | 0.06         |
| 8.20% GOI (MD 15/02/2022)                                     | 0.05         |
| 8.27% GOI 2020 (MD 09/06/2020)                                | 0.05         |
| 8.19% GOI 2020 (MD 16/01/2020)                                | 0.04         |
| 8.08% GOI (MD 02/08/2022)                                     | 0.04         |
| 5.64% GOI (MD 02/01/2019)                                     | 0.04         |
| 5.69% GOI 2018 (MD 25/09/2018)                                | 0.03         |
| 8.83% GOI 2023 (MD 25/11/2023)                                | 0.02         |
| 8.35% GOI 2022 (M/D. 14.05.2022)                              | 0.00         |
| 7.16% GOI 2023 (MD 20/05/2023)                                | 0.00         |

|   |              |
|---|--------------|
| <b>Corporate Debt</b>   | <b>40.43</b> |
| 9.57% IRFC NCD (MD 31/05/2021)                                    | 3.68         |
| 8.33% NTPC Ltd NCD (MD 24/02/2021)-Series 59                      | 2.09         |
| 8.44% Rural Electrification Corpn. Ltd. NCD (MD 04/12/2021)       | 1.69         |
| 8.55% Power Finance Corpn. Ltd. NCD (09/12/2021) Series 124       | 1.65         |
| 8.54% NHPC Ltd NCD (MD 26/11/2021) (Sr S2)                        | 1.48         |
| 9.61% Power Finance Corporation Ltd (MD 29/06/2021)               | 1.11         |
| 9.75% Larsen & Toubro Ltd NCD (MD 11/04/2022) Stepup Forrati      | 1.10         |
| 7.50% Power Finance Corpn. Ltd. NCD (Series: 150 Option: A)       | 1.03         |
| 9.48% REC Ltd. NCD (MD 10/08/2021)                                | 0.89         |
| 9.90 HDFC Ltd. NCD (MD 10/06/2021)                                | 0.88         |
| 9.30% Export Import Bank Of India NCD (MD 11/05/2022)             | 0.87         |
| 8.49% NHPC Ltd NCD (MD 26/11/2021) (Sr S1)                        | 0.84         |
| Rural Electrification Corpn Ltd ZCB (MD 15/12/2020)               | 0.84         |
| 7.60% Tata Sons Ltd. NCD (MD 14/12/2021)                          | 0.82         |
| 7.60% Axis Bank Ltd NCD (MD 20/10/2023)                           | 0.81         |
| 9.25% Power Grid Corpn. Of India Ltd. NCD (MD 26/12/2018)         | 0.67         |
| 9.90% HDFC Ltd. (MD 11/11/2021)                                   | 0.66         |
| 9.60% LIC Housing Finance Ltd NCD (MD 07/03/2021)                 | 0.65         |
| 9.40% Rural Electrification Corpn. Ltd. NCD (MD 17/07/2021)       | 0.65         |
| 8.10% NTPC Ltd NCD (MD 27/05/2021) Sr 61 STRPP A                  | 0.63         |
| 9.36% Power Finance Corpn. Ltd. NCD (MD 01/08/2021)               | 0.47         |
| 9.15% Export Import Bank Of India NCD (MD 05/09/2022)             | 0.46         |
| National Housing Bank ZCB (MD 31/03/2019)                         | 0.46         |
| 8.93% Power Grid Corporation Of India Ltd NCD (MD 20/10/2021)     | 0.45         |
| 9.95% IRFC NCD (MD 07/06/2022)                                    | 0.45         |
| 9.30% LIC Housing Finance Ltd NCD (MD 14/09/2022)                 | 0.44         |
| 9.25% Power Grid Corporation NCD (MD 26/12/2021)                  | 0.43         |
| 9.15% Export Import Bank Of India NCD (MD 25/02/2021)             | 0.43         |
| 9.35% Power Grid Corporation NCD (MD 29/08/2020)                  | 0.43         |
| 8.50% NHPC Ltd NCD Sr-T STRPP C (MD 14/07/2021)                   | 0.42         |
| 8.20% Power Grid Corporation NCD (MD 23/01/2022) Sr-XLVIII S      | 0.42         |
| 7.66% LIC Housing Finance Ltd. NCD (MD 21/10/2021) PUT 21/11/2021 | 0.41         |
| 8.40% Larsen & Toubro Ltd NCD (MD 24/09/2020)                     | 0.40         |
| 6.88% Grasim Industries Ltd. NCD (MD 02/02/2020)                  | 0.38         |
| 9.00% Export Import Bank Of India NCD (MD 10/01/2019)             | 0.37         |
| 8.55% Tata Sons Ltd. NCD (MD 31/08/2020)                          | 0.37         |
| 9.74% Tata Sons Ltd. NCD (MD 13/01/2024)                          | 0.36         |
| 9.95% State Bank of India NCD (MD 16/03/2026) CALL 16/03/2026     | 0.35         |
| 8.64% IRFC NCD (MD 17/05/2021) (Series 52 B)                      | 0.35         |
| 8.84% Power Grid Corpn. Of India Ltd. NCD (MD 21/10/2018)         | 0.33         |
| 9.02% Rural Electrification Corpn. Ltd. NCD (MD 19/11/2022)       | 0.28         |

|   |      |
|---|------|
| 8.49% NHPC Ltd NCD (MD 26/11/2020) (Sr S1)                          | 0.27 |
| 8.37% NABARD NCD (MD 22/06/2020) 16C                                | 0.23 |
| 9.39% Rural Electrification Corpn. Ltd. NCD (MD 20/07/2019)         | 0.23 |
| 9.18% Nuclear Power Corporation Of India Limited (A) (MD 23/1/2025) | 0.22 |
| 9.25% Power Grid Corporation NCD (MD 26/12/2022)                    | 0.22 |
| 9.64% Power Grid Corporation NCD (MD 31/05/2021)                    | 0.22 |
| 9.81% Power Finance Corporation Ltd (MD 07/10/2018)                 | 0.22 |
| 9.27% IRFC NCD (MD 10/05/2021)                                      | 0.22 |
| 9.10 L&T Shipbuilding Limited Sr I CALL 25/10/22 (MD 25/10/2023)    | 0.22 |
| 9.30% Power Grid Corpn. Of India Ltd. NCD (MD 28/06/2021)           | 0.22 |
| 9.04% Export Import Bank Of India NCD (MD 21/09/2022)               | 0.22 |
| 8.85% Tata Sons Ltd. NCD (MD 02/05/2023)                            | 0.22 |
| 9.18% Power Finance Corporation Ltd NCD (MD 15/04/2021)             | 0.22 |
| 9.15% Export Import Bank Of India NCD (MD 30/03/2021)               | 0.21 |
| 9.15% Export Import Bank Of India NCD (MD 18/03/2021)               | 0.21 |
| 8.85% Power Grid Corpn. Of India Ltd. NCD (MD 19/10/2022)           | 0.21 |
| 8.85% Power Grid Corpn. Of India Ltd. NCD (MD 19/10/2021)           | 0.21 |
| 8.90% L I C Housing Finance Ltd NCD (10/08/2020)                    | 0.21 |
| 8.50% NHPC Ltd NCD Sr-T STRPP D (MD 14/07/2022)                     | 0.21 |
| 8.85% NHPC Ltd NCD (MD 11/02/2020) (Sr R2)                          | 0.21 |
| 8.50% IRFC NCD (MD 22/06/2020)                                      | 0.21 |
| 8.40% Power Grid Corporation NCD (MD 27/05/2021) [C]                | 0.21 |
| 7.93% Power Grid Corporation NCD (MD 20/05/2022) [F]                | 0.21 |
| 7.58% PNB Housing Finance Ltd NCD (MD 15/03/2021)                   | 0.21 |
| 7.50% ICICI Home Finance Company Ltd NCD (MD 26/06/2020)            | 0.21 |
| 7.17% Reliance Industries Ltd NCD PPD Series-D (MD 08/11/2022)      | 0.20 |
| 6.99% Ultratech Cement Ltd NCD (MD 24/11/2021)                      | 0.20 |
| 9.35% Power Grid Corporation NCD (MD 29/08/2021)                    | 0.20 |
| 8.36% Power Finance Corpn. Ltd. NCD (MD 04/09/2020)                 | 0.17 |
| 9.35% Rural Electrification Corpn. Ltd. NCD (MD 15/06/2022)         | 0.15 |
| 9.20% Power Finance Corporation Ltd NCD (MD 07/07/2021)             | 0.13 |
| 8.85% NHPC Ltd NCD (MD 11/02/2019) (Sr R2)                          | 0.13 |
| 9.15% Export Import Bank Of India NCD (MD 08/03/2021)               | 0.13 |
| 9.30% Power Grid Corpn. Of India Ltd. NCD (MD 28/06/2019)           | 0.11 |
| 10.60% IRFC NCD (MD 11/09/2018)                                     | 0.11 |
| 8.40% Power Grid Corporation NCD (MD 27/05/2023) [E]                | 0.10 |
| 10.10% Power Grid Corporation Ltd NCD (MD 12/06/2021)               | 0.10 |
| 8.95% LIC Housing Finance Ltd NCD (MD 15/09/2020)                   | 0.09 |
| 8.70% Power Finance Corporation Ltd. NCD (MD 14/05/2020)            | 0.09 |
| 9.25% LIC Housing Finance Ltd NCD (MD 12/11/2022)                   | 0.09 |
| 9.25% Power Grid Corporation NCD (MD 26/12/2019)                    | 0.08 |
| 9.35% Power Grid NCD MD (29/08/2019)                                | 0.08 |
| 8.82% Power Finance Corporation Ltd NCD (MD 20/02/2020)             | 0.08 |
| 9.15% Larsen & Toubro Ltd NCD (MD 05/01/2019)                       | 0.08 |
| 7.63% PNB Housing Finance Ltd NCD (MD 15/12/2020)                   | 0.08 |
| 8.70% Power Finance Corpn Ltd NCD (MD 15/01/2020)                   | 0.08 |
| 9.63% Rural Electrification Corpn. Ltd. NCD (MD 05/02/2019)         | 0.08 |
| 9.29% LIC Housing Finance Ltd NCD (MD 05/07/2024)                   | 0.07 |
| 8.37% Rural Electrification Corpn. Ltd. NCD (MD 14/08/2020)         | 0.06 |
| 9.45% State Bank of India NCD (MD 16/03/2026) CALL 16/03/2026       | 0.06 |
| 9.50 HDFC Ltd. NCD (MD 04/07/2022)                                  | 0.06 |
| 9.35% Power Grid Corporation NCD (MD 29/08/2018)                    | 0.05 |
| 11.95% HDFC Ltd NCD (MD 26/11/2018)                                 | 0.04 |
| 9.20% Power Grid Corpn. Of India Ltd. NCD (MD 12/03/2020)           | 0.04 |
| 11.25% Power Finance Corporation Ltd NCD (MD 28/11/2018)            | 0.04 |
| 8.35% LIC Housing Finance Ltd. NCD (MD 23/10/2020)                  | 0.04 |
| 8.65% RECL Ltd NCD (MD 15/01/2019)                                  | 0.04 |
| 8.49% NTPC Ltd Bonus NCD Part Redemption (MD 25/03/2025) (FV)       | 0.03 |
| 8.75% Reliance Industries Ltd NCD (MD 07/05/2020)                   | 0.03 |
| 5.88% HDFC Ltd NCD (MD 08/05/2018)                                  | 0.03 |
| 8.49% L&T Infra Debt Fund Ltd NCD (MD 28/01/2025)                   | 0.03 |
| 9.30% Power Grid Corpn. Of India Ltd. NCD (MD 28/06/2018)           | 0.03 |

|  |       |
|--|-------|
| 8.60% India Infradebt Ltd NCD (MD 08/01/2021) Series I       | 0.03  |
| 9.34% Rural Electrification Corpn. Ltd. NCD (MD 25/08/2024)  | 0.02  |
| 10.00% HDB Financial Services Limited NCD (MD 15/02/2019)    | 0.02  |
| 8.96% Power Finance Corporation Ltd NCD (MD 21/10/2019)      | 0.02  |
| 10.85% RECL Ltd NCD (MD 30/09/2018)                          | 0.02  |
| 7.74% IRFC NCD (MD 22/12/2020)                               | 0.02  |
| 8.60% LIC Housing Finance Ltd NCD (MD 20/06/2018)            | 0.02  |
| 8.64% Power Grid NCD MD (08/07/2018)                         | 0.02  |
| 9.32% Power Finance Corporation Ltd (MD 17/09/2019)          | 0.01  |
| 9.04% Rural Electrification Corpn. Ltd. NCD (MD 12/10/2019)  | 0.01  |
| 8.95% Power Finance Corporation Ltd (MD 11/03/2018)          | 0.01  |
| 9.75% Rural Electrification Corpn. Ltd. NCD (MD 11/11/2021)  | 0.004 |
| 10.70% HDFC Bank Ltd NCD (MD 26/12/2018)                     | 0.004 |
| 8.76% Power Finance Corpn. Ltd. NCD (MD 07/11/2019)          | 0.004 |
| 8.12% ONGC Mangalore Petrochemicals Limited NCD (MD 10/06/2) | 0.004 |

| Equity  | 39.04 |
|---|-------|
| HDFC Bank Limited   | 3.44  |
| Housing Development Finance Corporation                         | 3.30  |
| Reliance Industries Limited                                     | 2.98  |
| ITC Limited   | 2.49  |
| Larsen & Toubro Limited   | 2.16  |
| ICICI Bank Limited  | 2.12  |
| Infosys Limited   | 1.95  |
| Maruti Suzuki India Limited                                     | 1.74  |
| Tata Consultancy Services Limited                               | 1.48  |
| Kotak Mahindra Bank Limited                                     | 1.32  |
| State Bank of India   | 1.21  |
| Sun Pharmaceuticals Industries Limited                          | 1.18  |
| Tata Motors Limited   | 1.18  |
| Mahindra And Mahindra Limited                                   | 1.15  |
| Bharti Airtel Limited   | 1.11  |
| GAIL (India) Limited  | 1.08  |
| HCL Technologies Limited  | 0.98  |
| Zee Entertainment Enterprises Limited                           | 0.92  |
| Yes Bank Limited  | 0.79  |
| NTPC Limited  | 0.76  |
| Hindustan Unilever Limited                                      | 0.59  |
| Bajaj Auto Limited  | 0.58  |
| Hindustan Petroleum Corporation Limited Fv10                    | 0.54  |
| Asian Paints Limited  | 0.51  |
| IndusInd Bank Limited   | 0.48  |
| Lakshmi Vilas Bank Limited                                      | 0.48  |
| Oil And Natural Gas Corporation Limited                         | 0.47  |
| Bajaj Finance Limited   | 0.46  |
| Lupin Limited   | 0.43  |
| Coal India Limited  | 0.42  |
| Ambuja Cements Limited  | 0.39  |
| Grasim Industries Limited                                       | 0.26  |
| Aditya Birla Capital Limited                                    | 0.05  |
| 6% Zee Entertainment Enterprises Ltd Cum Red Non Con Pref Share | 0.04  |

| MMI, Deposits, CBLO & Others                              | 4.25 |
|---|------|
| 8.50% Corp Bank Fd Qtr Comp (MD 15/05/2019) (FV 1.01 Crs) | 0.83 |
| 7.05% DCB Bank Fd (MD 30/06/2018) (F.V 5.01 Cr)           | 0.41 |
| Aditya Birla Sun Life Cash Plus - Direct Plan - Growth    | 0.32 |
| Tata Money Market Fund - Direct Plan - Growth             | 0.26 |
| LIC MF Liquid Fund-Direct Plan-Growth Option              | 0.19 |
| HDFC Liquid Fund -Direct Plan - Growth Option             | 0.09 |
| Cash & Cash Equivalent                                    | 2.14 |

| Pension Nourish Fund   |       |
|--|-------|
| Government Securities  | 38.58 |
| 8.33% GOI 2026 (MD 09/07/2026)                               | 16.27 |
| 8.28% GOI 2027 (MD 21/09/2027)                               | 6.52  |
| 9.95% Food Corporation Of India NCD (MD 07/03/2022)          | 5.61  |
| 8.30% GOI 2040 (MD 02/07/2040)                               | 5.50  |
| 7.59% GOI 2026 (MD 11/01/2026)                               | 4.69  |
| Corporate Debt   | 46.66 |
| 8.40% Nuclear Power Corp Of India Ltd (D) (MD 28/11/2028) SE | 9.77  |
| 9.04% Rural Electrification Corpn. Ltd. NCD (MD 12/10/2019)  | 9.60  |

|   |      |
|---|------|
| 8.12% ONGC Mangalore Petrochemicals Limited NCD (MD 10/06/2019) | 9.46 |
| 9.37% Power Finance Corporation Ltd NCD (MD 19/08/2024)         | 4.48 |
| 10.70% IRFC NCD (MD 11/09/2023)                                 | 3.55 |
| 8.90% Steel Authority Of India (MD 01/05/2019)                  | 3.14 |
| CALL FR 01/05/2019  |      |
| 9.74% Tata Sons Ltd. NCD (MD 13/01/2024)                        | 2.27 |
| 9.15% Export Import Bank Of India NCD (MD 05/09/2022)           | 2.19 |
| 9.36% Power Finance Corpn. Ltd. NCD (MD 01/08/2021)             | 2.19 |
| 8.49% NTPC Ltd Bonus NCD Part Redemption (MD 25/03/2025) (FV)   | 0.01 |

| Equity  | 9.57  |
|---|-------|
| HDFC Bank Limited   | 0.89  |
| Reliance Industries Limited                                     | 0.78  |
| Housing Development Finance Corporation                         | 0.56  |
| Larsen & Toubro Limited   | 0.38  |
| ICICI Bank Limited  | 0.37  |
| Infosys Limited   | 0.35  |
| Maruti Suzuki India Limited                                     | 0.27  |
| State Bank of India   | 0.27  |
| Tata Motors Limited   | 0.25  |
| HCL Technologies Limited  | 0.25  |
| Sun Pharmaceuticals Industries Limited                          | 0.24  |
| Delta Corp Limited  | 0.23  |
| Kotak Mahindra Bank Limited                                     | 0.21  |
| Mahindra And Mahindra Limited                                   | 0.18  |
| Indian Oil Corporation Limited                                  | 0.17  |
| NBCC India Limited  | 0.16  |
| Sonata Software Limited   | 0.15  |
| Yes Bank Limited  | 0.15  |
| Bharti Airtel Limited   | 0.15  |
| Hindustan Petroleum Corporation Limited Fv10                    | 0.14  |
| GAIL (India) Limited  | 0.14  |
| Future Retail Limited   | 0.14  |
| Kalpitaru Power Transmission Limited                            | 0.13  |
| ITD Cementation India Limited                                   | 0.13  |
| L&T Finance Holdings Limited                                    | 0.13  |
| Persistent Systems Limited                                      | 0.12  |
| Ujjivan Financial Services Limited                              | 0.12  |
| IndusInd Bank Limited   | 0.11  |
| Dabur India Limited   | 0.11  |
| Zee Entertainment Enterprises Limited                           | 0.11  |
| Bajaj Finance Limited   | 0.11  |
| Future Lifestyle Fashions Ltd                                   | 0.10  |
| Himatsingka Seide Limited                                       | 0.10  |
| UPL Limited   | 0.10  |
| RBL Bank Limited  | 0.10  |
| DCB Bank Limited  | 0.10  |
| Britannia Industries Limited                                    | 0.10  |
| Manpasand Beverages Limited                                     | 0.09  |
| Khadim India Limited  | 0.09  |
| Magma Fincorp Limited   | 0.09  |
| Prestige Estates Projects Limited                               | 0.09  |
| Muthoot Finance Limited   | 0.09  |
| Cyient Limited  | 0.08  |
| Aurobindo Pharma Limited  | 0.07  |
| S.P.Apparels Limited  | 0.07  |
| Maharashtra Seamless Limited Fv 5                               | 0.07  |
| Petronet LNG Limited  | 0.06  |
| NTPC Limited  | 0.06  |
| Bharat Electronics Limited                                      | 0.06  |
| Shriram Transport Finance Company Limited                       | 0.06  |
| Ceat Limited  | 0.06  |
| Berger Paints India Limited                                     | 0.05  |
| Arvind Limited  | 0.05  |
| J.K. Lakshmi Cement Limited                                     | 0.05  |
| Majesco Limited   | 0.05  |
| ICICI Prudential Life Insurance Company Limited                 | 0.05  |
| Navkar Corporation Limited                                      | 0.05  |
| Gujarat Alkalies And Chemicals Ltd                              | 0.05  |
| Dr Reddy Laboratories   | 0.05  |
| 6% Zee Entertainment Enterprises Ltd Cum Red Non Con Pref Share | 0.02  |
| Praxis Home Retail Limited                                      | 0.004 |

| MMI, Deposits, CBLO & Others                           | 5.18 |
|--|------|
| Aditya Birla Sun Life Cash Plus - Direct Plan - Growth | 2.28 |
| UTI - Liquid Fund-Cash Plan-Inst Growth Direct         | 0.21 |
| Cash & Cash Equivalent                                 | 2.70 |

| Pension Growth Fund   |       |
|---|-------|
| Government Securities                                       | 18.75 |
| 6.79% GOI 2029 (MD 26/12/2029)                              | 7.91  |
| 8.83% GOI 2041 (MD 12/12/2041)                              | 4.16  |
| 7.50% GOI 2034 (10.08.2034)                                 | 2.75  |
| 8.24% GOI 2033 (MD 10/11/2033)                              | 1.95  |
| 8.83% GOI 2023 (MD 25/11/2023)                              | 0.99  |
| 8.30% GOI 2042 (MD 31/12/2042)                              | 0.99  |
| Corporate Debt  | 43.23 |
| 7.52% NHPC Ltd NCD Sr-V2 STRRP A (MD 06/06/2023)            | 8.83  |
| 9.37% Power Finance Corporation Ltd NCD (MD 19/08/2024)     | 8.01  |
| 9.24% LIC Housing Finance Ltd NCD (MD 30/09/2024)           | 7.97  |
| 8.90% Steel Authority Of India (MD 01/05/2019)              | 7.48  |
| CALL FR 01/05   |       |
| 8.46% HDFC Ltd. NCD MD (15/06/2026)                         | 3.84  |
| PUT 15/07/2017 Sr P - 16                                    |       |
| 7.89% Can Fin Homes Ltd. NCD MD (18/05/2022) Series 6       | 2.63  |
| 8.30% Rural Electrification Corpn. Ltd. NCD (MD 10/04/2025) | 2.28  |
| 8.70% Power Finance Corporation Ltd. NCD (MD 14/05/2025)    | 1.17  |
| 9.70% L&T Infra Debt Fund Ltd NCD (MD 10/06/2024)           | 1.02  |
| Option  |       |

| Equity  | 18.69 |
|---|-------|
| HDFC Bank Limited   | 1.95  |
| Reliance Industries Limited                                     | 1.51  |
| Housing Development Finance Corporation                         | 1.43  |
| Larsen & Toubro Limited   | 1.40  |
| ICICI Bank Limited  | 1.03  |
| Infosys Limited   | 0.97  |
| ITC Limited   | 0.82  |
| Maruti Suzuki India Limited                                     | 0.78  |
| IndusInd Bank Limited   | 0.62  |
| State Bank of India   | 0.59  |
| Kotak Mahindra Bank Limited                                     | 0.58  |
| Zee Entertainment Enterprises Limited                           | 0.48  |
| Sun Pharmaceuticals Industries Limited                          | 0.46  |
| GAIL (India) Limited  | 0.46  |
| Delta Corp Limited  | 0.46  |
| Engineers India Limited   | 0.41  |
| Finolex Cables Limited  | 0.41  |
| Tata Motors Limited   | 0.35  |
| Hindustan Unilever Limited                                      | 0.34  |
| Mahindra And Mahindra Limited                                   | 0.34  |
| Bharti Airtel Limited   | 0.33  |
| NTPC Limited  | 0.32  |
| Pidilite Industries Limited                                     | 0.31  |
| Ultratech Cement Limited  | 0.30  |
| Tech Mahindra Limited   | 0.26  |
| Tata Consultancy Services Limited                               | 0.26  |
| UPL Limited   | 0.24  |
| Grasim Industries Limited                                       | 0.21  |
| Petronet LNG Limited  | 0.20  |
| Nestle India Limited  | 0.20  |
| Lupin Limited   | 0.19  |
| Dr Reddy Laboratories   | 0.17  |
| Hindustan Zinc Limited  | 0.16  |
| Tata Steel Limited  | 0.09  |
| Aditya Birla Capital Limited                                    | 0.04  |
| 6% Zee Entertainment Enterprises Ltd Cum Red Non Con Pref Share | 0.03  |
| Tata Steel Limited Rights Ex Date 31/01/2018 (Fully Paid)       | 0.001 |
| Tata Steel Limited Rights Ex Date 31/01/2018 (Partly Paid)      | 0.00  |

| MMI, Deposits, CBLO & Others                            | 19.32 |
|---|-------|
| 9.75% State Bank Of Bikaner Fd Qtr Comp (MD 24/05/2019) | 3.70  |
| HDFC Bank Ltd Cd (MD 25/01/2019)                        | 3.49  |
| Aditya Birla Sun Life Cash Plus - Direct Plan - Growth  | 2.15  |
| UTI - Liquid Fund-Cash Plan-Inst Growth Direct          | 2.07  |
| LIC MF Liquid Fund-Direct Plan-Growth Option            | 1.18  |
| Cash & Cash Equivalent                                  | 6.73  |

| Pension Enrich Fund            |       |
|--------------------------------|-------|
| Government Securities          | 25.35 |
| 8.28% GOI 2027 (MD 21/09/2027) | 8.95  |



|   |      |
|---|------|
| 7.59% GOI 2026 (MD 11/01/2026)                      | 6.86 |
| 8.30% GOI 2042 (MD 31/12/2042)                      | 4.37 |
| 9.95% Food Corporation Of India NCD (MD 07/03/2022) | 2.22 |
| 9.15% GOI 2024 (MD 14/11/2024)                      | 1.49 |
| 8.60% GOI 2028 (MD 02/06/2028)                      | 1.46 |

| Corporate Debt   | 35.99 |
|--|-------|
| 9.25% Power Grid Corporation Ltd NCD (MD 09/03/2027)         | 7.43  |
| 9.20% Cholamandalam Invt And Fin Co Ltd NCD (MD 29/03/2019)  | 5.08  |
| 8.12% Export Import Bank Of India NCD (MD 25/04/2031) Sr-T02 | 3.33  |
| 9.55% Hindalco Industries Ltd. NCD (MD 25/04/2022)           | 2.14  |
| 8.90% Steel Authority Of India (MD 01/05/2019)               | 2.07  |
| CALL FR 01/05/2019   |       |
| 9.18% HDFC Ltd NCD (MD 12/02/2018)                           | 1.93  |
| 9.81% Power Finance Corporation Ltd (MD 07/10/2018)          | 1.88  |
| 8.74% Mahindra Rural Housing Finance NCD (MD 05/08/2019)     | 1.74  |
| 9.37% Power Finance Corporation Ltd NCD (MD 19/08/2024)      | 1.48  |
| 8.40% Larsen & Toubro Ltd NCD (MD 24/09/2020)                | 1.40  |
| 8.05% NTPC Ltd NCD (MD 05/05/2026)-Series 60                 | 1.38  |
| 10.70% IRFC NCD (MD 11/09/2023)                              | 1.17  |
| 9.02% Rural Electrification Corpn. Ltd. NCD (MD 19/11/2022)  | 0.87  |
| 9.15% Export Import Bank Of India NCD (MD 05/09/2022)        | 0.72  |
| 8.72% Kotak Mahindra Bank Ltd NCD (MD 14/01/2022)            | 0.71  |
| 8.49% L&T Infra Debt Fund Ltd NCD (MD 28/01/2025)            | 0.71  |
| 8.13% Power Grid Corporation NCD (MD 25/04/2022) [C]         | 0.70  |
| 8.50% Repco Home Finance Ltd NCD (MD 04/10/2019)             | 0.69  |
| 9.70% L&T Infra Debt Fund Ltd NCD (MD 10/06/2024) Option     | 0.56  |

| Equity  | 33.90 |
|---|-------|
| HDFC Bank Limited                               | 2.36  |
| Housing Development Finance Corporation         | 1.98  |
| Maruti Suzuki India Limited                     | 1.72  |
| Reliance Industries Limited                     | 1.70  |
| ITC Limited                                     | 1.68  |
| Infosys Limited                                 | 1.29  |
| Kotak Mahindra Bank Limited                     | 1.25  |
| ICICI Bank Limited                              | 1.06  |
| GAIL (India) Limited                            | 1.02  |
| Yes Bank Limited                                | 0.97  |
| IndusInd Bank Limited                           | 0.87  |
| Larsen & Toubro Limited                         | 0.87  |
| Delta Corp Limited                              | 0.78  |
| Sun Pharmaceuticals Industries Limited          | 0.77  |
| Mahindra And Mahindra Limited                   | 0.77  |
| NBCC India Limited                              | 0.76  |
| State Bank of India                             | 0.63  |
| Petronet LNG Limited                            | 0.61  |
| ITD Cementation India Limited                   | 0.61  |
| Raymond Limited                                 | 0.60  |
| UPL Limited                                     | 0.50  |
| ICICI Prudential Life Insurance Company Limited | 0.50  |
| Future Retail Limited                           | 0.49  |
| Hindustan Petroleum Corporation Limited FV10    | 0.45  |
| DCB Bank Limited                                | 0.45  |
| Sun Tv Network Limited                          | 0.44  |
| Dixon Technologies (India) Ltd                  | 0.429 |
| Chennai Petroleum Corporation Limited           | 0.41  |
| Container Corporation Of India Limited          | 0.41  |
| Indian Oil Corporation Limited                  | 0.40  |
| Bajaj Finserv Limited                           | 0.40  |
| S.P.Apparels Limited                            | 0.38  |
| Sonata Software Limited                         | 0.37  |
| Zee Entertainment Enterprises Limited           | 0.36  |
| Tata Motors Limited                             | 0.35  |
| Gujarat State Petronet Limited                  | 0.35  |
| Dewan Housing Finance Corporation Limited       | 0.34  |
| Indraprastha Gas Limited                        | 0.34  |
| Khadim India Limited                            | 0.33  |
| Bajaj Electricals Limited                       | 0.29  |
| Dalmia Bharat Limited                           | 0.28  |
| Grasim Industries Limited                       | 0.26  |
| Dr Reddy Laboratories                           | 0.26  |
| Fortis Healthcare Limited                       | 0.25  |
| Bharti Airtel Limited                           | 0.25  |
| Ujjivan Financial Services Limited              | 0.24  |
| Manganese Ore India Limited                     | 0.24  |

|   |      |
|---|------|
| Cadila Healthcare Limited                                       | 0.23 |
| Maharashtra Seamless Limited FV 5                               | 0.23 |
| Steel Authority Of India Limited                                | 0.20 |
| Majesco Limited   | 0.18 |
| Gujarat State Fertilizers & Chemicals Limited                   | 0.18 |
| Apollo Tyres Limited  | 0.17 |
| Siemens Limited   | 0.17 |
| India Cements Limited   | 0.13 |
| Reliance Capital Limited  | 0.11 |
| 7.5% Vedanta Ltd Red Pref Share (26/10/2018)                    | 0.08 |
| Aditya Birla Capital Limited                                    | 0.05 |
| 6% Zee Entertainment Enterprises Ltd Cum Red Non Con Pref Share | 0.04 |
| Reliance Home Finance Limited                                   | 0.02 |
| Praxis Home Retail Limited                                      | 0.01 |

| MMI, Deposits, CBLO & Others                           | 4.75 |
|--|------|
| Aditya Birla Sun Life Cash Plus - Direct Plan - Growth | 0.61 |
| HDFC Liquid Fund -Direct Plan - Growth Option          | 0.34 |
| LIC MF Liquid Fund-Direct Plan-Growth Option           | 0.26 |
| UTI - Liquid Fund-Cash Plan-Inst Growth Direct         | 0.20 |
| Cash & Cash Equivalent                                 | 3.34 |

For any service related queries, please contact us:

 1800 270 7000

 [care.lifeinsurance@adityabirlacapital.com](mailto:care.lifeinsurance@adityabirlacapital.com)

 [adityabirlasunlifeinsurance.com](http://adityabirlasunlifeinsurance.com)

**Aditya Birla Sun Life Insurance Company Limited**

(Formerly known as Birla Sun Life Insurance Company Limited)

**Write to us at:** Customer Service, Aditya Birla Sun Life Insurance Company Limited, G Corp Tech Park, 6th Floor, Kasar Wadavali, Ghodbunder Road, Thane - 400601.

**Registered office:** Aditya Birla Sun Life Insurance Company Limited, One Indiabulls Centre, Tower 1, 16th Floor, Jupiter Mill Compound, 841, Senapati Bapat Marg, Elphinstone Road, Mumbai - 400 013  
Tel. No. +91 22 6723 9100 | CIN: U99999MH2000PLC128110 | Reg. No. 109



**ADITYA BIRLA  
CAPITAL**

[adityabirlacapital.com](http://adityabirlacapital.com)

All Rights Reserved. No part of this publication may be reproduced or transmitted in any form or by any means, electronic or mechanical, including photocopy, recording or any information storage and retrieval system, without permission in writing from Aditya Birla Sun Life Insurance Company Limited.